

Age-Stratified Real-World Outcomes in People with Relapsing Multiple Sclerosis over 50 Years of Age After Switching to Cladribine Tablets from High Efficacy Disease-Modifying Therapies

Darin Okuda, *Terrie Livingston*, Tatum Moog, Alexander Smith, Katy Burgess, Crystal Wright, Paula Hardeman, Peter Sguigna, Lauren Tardo, Lindsay Horton, Benjamin Greenberg, Kyle Blackburn, Shanan Munoz, *Angela Chandler, Elizabeth Piette*

This work was sponsored by EMD Serono Research & Development Institute, Inc., Billerica, MA, USA, an affiliate of Merck KGaA (CrossRef Funder ID: 10.13039/100004755). Authors in italics are/were employees of Merck or its affiliates. Please scan the QR code below for full affiliations.



SCAN FOR POSTER PDF

For personal use only and may not be reproduced without written permission of the authors

RESEARCH IN CONTEXT

- This study adds to the growing body of real-world evidence (RWE) demonstrating the sustained effectiveness of cladribine tablets (CladT) in people with relapsing multiple sclerosis (PwRMS) aged ≥ 50 years after switching from other high-efficacy disease-modifying therapies (HE DMTs).
- These data support CladT as a valuable option in older PwRMS for whom other HE DMTs are becoming less suitable, but who still require effective MS therapy.

OBJECTIVE

To report on the clinical and radiological impact of CladT over 3 years in a USA real-world cohort of PwRMS aged under and over 50 years, following their switch from another HE DMT to CladT

INTRODUCTION



CladT (3.5 mg/kg cumulative dose over 2 years) are approved in the United States for the treatment of PwRMS due to sustained impact on radiological and clinical outcomes¹



There is a paucity of RWE on the efficacy of DMTs, including CladT, after switching from other HE DMTs in PwRMS aged 50 years and older

METHODS

- This is a single-centre, retrospective study of medical records of PwRMS (age ≥ 18 years) treated with ≥ 1 course of CladT from April 2019 to April 2023 at The University of Texas Southwestern Medical Center, Dallas, TX, USA
- Data were descriptively analysed in PwRMS aged under and over 50 years for the year prior to CladT initiation (Baseline) through the 3 years after CladT initiation for:
 - Whole cohort; N=164
 - Prior HE cohort (subgroup); N=81
- Prior treatments identified for inclusion in the prior HE cohort include non-oral DMTs namely natalizumab, ocrelizumab, alemtuzumab, rituximab, and ofatumumab

Key endpoints



Annualised relapse rate (ARR)



Magnetic resonance imaging (MRI) activity



Hospitalisations and urgent care/emergency department (ED) visits

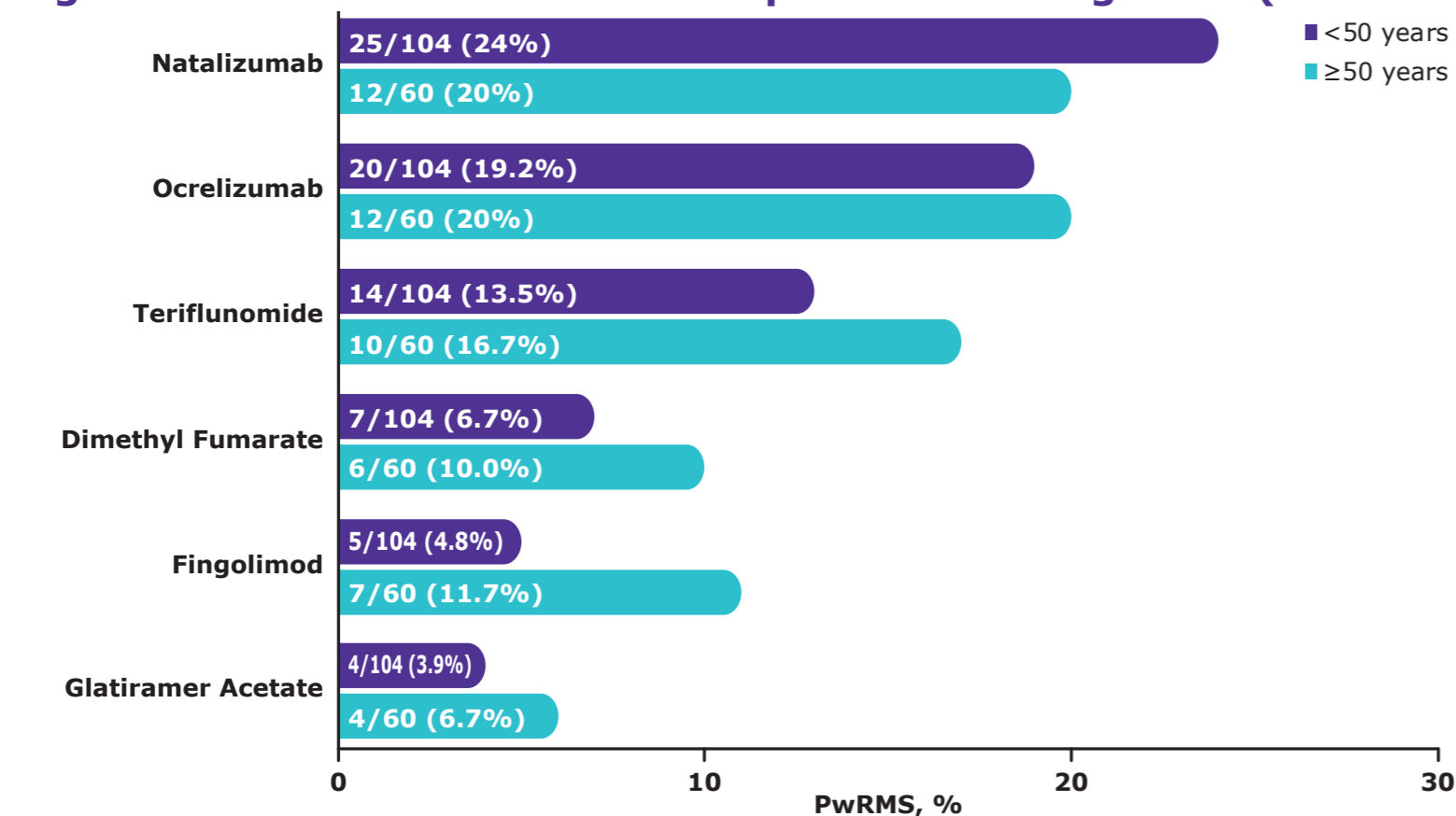
RESULTS

Table 1: Baseline demographics and disease characteristics of PwRMS

Characteristics	Whole cohort (N=164)		Prior HE cohort (N=81)	
	<50 years (n=104)	≥ 50 years (n=60)	<50 years (n=52)	≥ 50 years (n=29)
Age in years, mean (SD)	40.1 (7.1)	56.7 (4.9)	41.2 (6.6)	56.5 (4.9)
Female, n (%)	78 (75.0)	41 (68.3)	40 (76.9)	16 (55.2)
Race, n (%)				
White	78 (75)	50 (83.3)	38 (73.1)	27 (93.1)
African American	23 (22.1)	9 (15.0)	12 (23.1)	2 (6.9)
Asian	3 (2.9)	1 (1.7)	2 (3.8)	-
Ethnicity, n (%)				
Hispanic	15 (14.4)	3 (5.0)	8 (15.4)	1 (3.4)
Non-Hispanic	89 (85.6)	57 (95.0)	44 (84.6)	28 (96.6)
Mean disease duration, years (SD)	10.1 (5.8)	15.7 (7.8)	12.4 (5.7)	16.0 (8.4)
Median number of prior treatments, n, (SD) [Range]	2.6 (1.6) [1,8]	3.1 (1.8) [1,9]	3.1 (1.6) [1,8]	3.7 (2.0) [1,9]

HE, high-efficacy; PwRMS, people with relapsing multiple sclerosis; SD, standard deviation.

Figure 1: Most common recent DMT prior to initiating CladT (whole cohort)

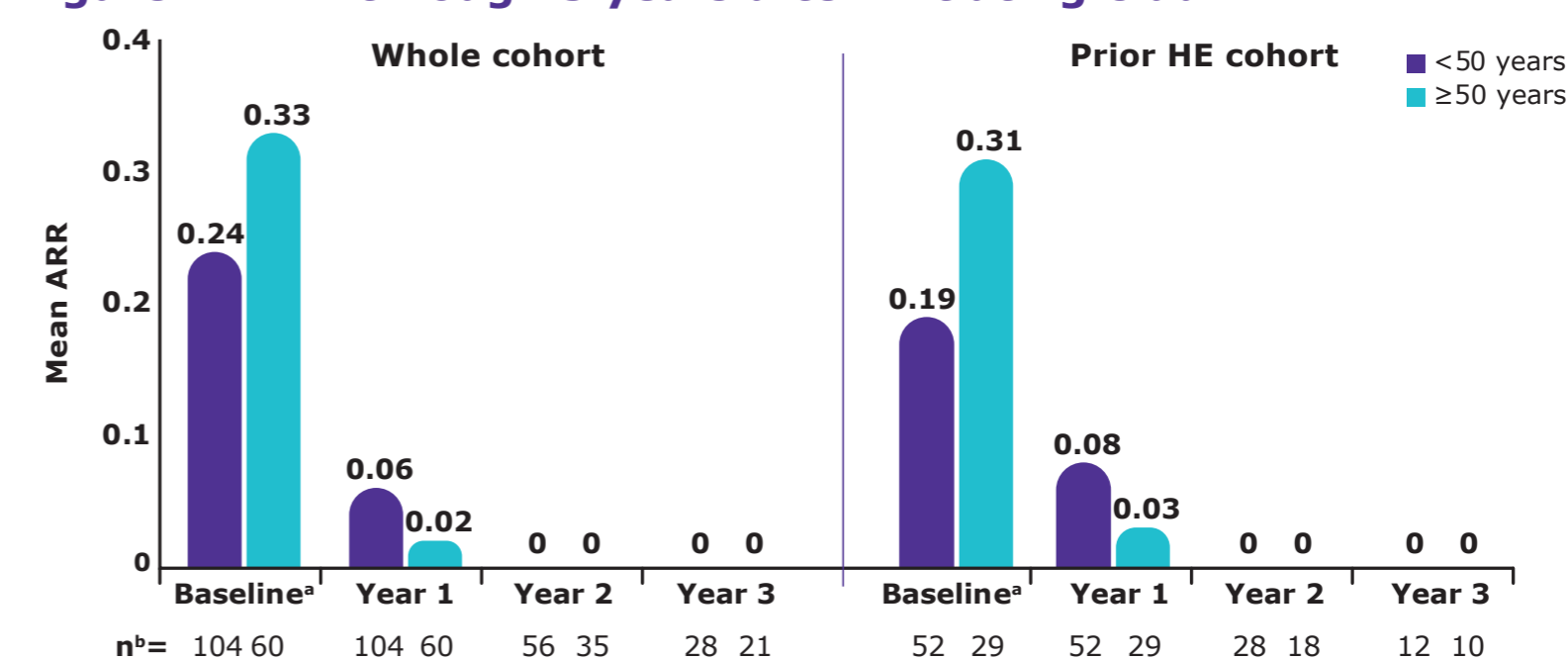


CladT, cladribine tablets; DMT, disease-modifying therapy; PwRMS, people with relapsing multiple sclerosis.

Natalizumab and ocrelizumab were the most common HE DMTs prior to initiating CladT, across both age groups. The most common reasons for discontinuing HE DMTs were tolerability (<50 years) and suboptimal efficacy (≥ 50 years)

Please refer to **Supplementary Figure 1 and 2** for more details on reasons for discontinuing HE DMTs and for delay in initiating the second dose of CladT.

Figure 2: ARR through 3 years after initiating CladT



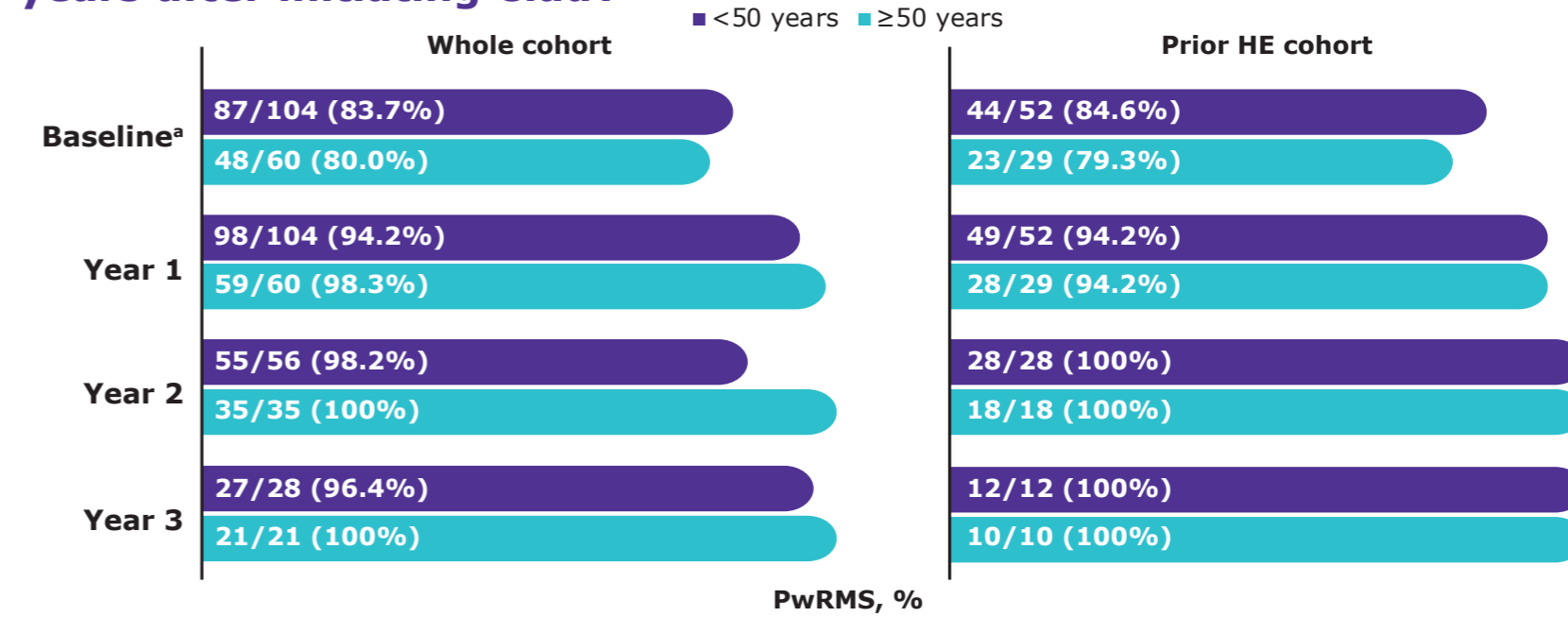
^aOne patient on HE DMT had 6 relapses during baseline period. ^bNumber of PwRMS at the time of present analysis. Remaining PwRMS are yet to reach this timepoint.

ARR, annualised relapse rate; CladT, cladribine tablets; DMT, disease-modifying therapy; HE, high-efficacy; PwRMS, people with relapsing multiple sclerosis.

A reduction in ARR (≥ 50 years - whole cohort: 93.9%; prior HE cohort: 90.3%; <50 years: 75%; 57.9%) was observed between baseline and year 1 after initiating CladT, which was sustained through 3 years with no relapses in PwRMS who have reached Year 2 and 3 across both age groups and in the whole and prior HE cohorts

Please refer to **Supplementary Figure 3** to view ARR excluding the patient who experience 6 relapses during the baseline period. Figure added in poster after presentation at ECTRIMS 2024 (Updated: 14 November 2024).

Figure 3: Percentage of PwRMS free from MRI activity through 3 years after initiating CladT



^aOne patient on HE DMT had 6 relapses during baseline period. CladT, cladribine tablets; DMT, disease-modifying therapy; HE, high-efficacy; MS, multiple sclerosis; MRI, magnetic resonance imaging; PwRMS, people with relapsing multiple sclerosis.

Among the PwRMS included in this analysis, there was an overall increase in the percentage of PwRMS free from MRI activity through 3 years after initiating CladT, across both age groups and in the whole and prior HE cohorts

Please refer to **Supplementary Figure 4** to view MRI activity excluding the patient who experience 6 relapses during the baseline period. Figure added in poster after presentation at ECTRIMS 2024 (Updated: 14 November 2024).

Table 2: Hospitalisation and urgent care/ED visits prior to/after CladT initiation

CladT initiation	Whole cohort (N=164)				Prior HE cohort (N=81)			
	<50 years (n=104)		≥ 50 years (n=60)		<50 years (n=52)		≥ 50 years (n=29)	
	Year prior	Year after	Year prior	Year after	Year prior	Year after	Year prior	Year after
Hospitalisations due to MS relapse/symptoms, n	6	3	5	1	2	2	2	1
Urgent care/ED due to MS relapse/symptoms, n	6	1	3	0	1	0	0	0

CladT, cladribine tablets; ED, emergency department; HE, high-efficacy; MS, multiple sclerosis.

MS-related hospitalisations and ED visits were reduced after CladT initiation, across both age groups and in the whole cohort and prior HE cohort

CONCLUSIONS

- Overall, there was a reduction in ARR from baseline to year 3 (≥ 50 years - whole cohort: 0.33 to 0.00; prior HE cohort: 0.31 to 0.00; <50 years - 0.24 to 0.00; 0.19 to 0.00) in PwRMS who switched from other HE DMTs to CladT
- An increase in the percentage of PwRMS free from MRI activity and a decrease in MS-related hospitalisations were observed after CladT initiation, across both age groups (<50 and ≥ 50 years) and in the whole and prior HE cohorts



SCAN FOR AFFILIATIONS, DISCLOSURES AND SUPPLEMENTARY MATERIALS

Reference: 1. MAVENCLAD (cladribine) tablets [package insert]. EMD Serono, Inc.; 2024.

Presented at ECTRIMS 2024 | 18 - 20 September | Copenhagen, Denmark (Updated: 14 November 2024)

Supplementary Materials

Author Affiliations

Darin Okuda^{1,2}, Terrie Livingston³, Tatum Moog^{1,2}, Alexander Smith^{1,2}, Katy Burgess^{1,2}, Crystal Wright^{1,2}, Paula Hardeman^{1,2}, Peter Sguigna^{1,2}, Lauren Tardo^{1,2}, Lindsay Horton^{1,2}, Benjamin M. Greenberg^{1,2}, Kyle Blackburn^{1,2}, Shanan Munoz^{1,2}, Angela Chandler³, Elizabeth Piette³

¹The University of Texas Southwestern Medical Center, Dallas, TX, USA, ²The University of Texas Southwestern Medical Center, Peter O'Donnell Jr. Brain Institute, Dallas, TX, USA, ³EMD Serono, Inc., Rockland, MA, USA, an affiliate of Merck KGaA

Author Disclosures

DO received personal compensation for consulting and advisory services from Biogen, Eisai, EMD Serono Research & Development Institute, Inc., Billerica, MA, USA, an affiliate of Merck KGaA, Genentech, Genzyme/Sanofi, Moderna, RVL Pharmaceuticals, Inc., Zenas BioPharma, and research support from EMD Serono Research & Development Institute, Inc., Billerica, MA, USA, an affiliate of Merck KGaA and Novartis. He has issued national and international patents and pending patents related to other developed technologies. He received royalties for intellectual property licensed by The Board of Regents of The University of Texas System and is also the Founder of Revert Health Inc.

TM, AS, and **PH** have nothing to disclose.

KBu has received consulting fees from Bristol Meyers Squibb and EMD Serono Research & Development Institute, Inc., Billerica, MA, USA, an affiliate of Merck KGaA.

CW received consulting fees from Cycle and EMD Serono Research & Development Institute, Inc., Billerica, MA, USA, an affiliate of Merck KGaA.

PS has received research support from PSTP, CTM, PRC, the NMSS/IPMSA, PCORI, Genentech, Clene Nanomedicine, the NIH, and the DOD/CDMRP. He has received consulting fees from Genentech, EMD Serono Research & Development Institute, Inc., Billerica, MA, USA, an affiliate of Merck KGaA, Genentech, Horizon Therapeutics, and Bristol Myers Squibb.

LT has received consulting fees from EMD Serono Research & Development Institute, Inc., Billerica, MA, USA, an affiliate of Merck KGaA. She is also a non-paid medical advisor for The MOG Project. She has also received paid support from MJH Life Sciences and NeurologyLive.

LH has received consulting fees from Biogen and EMD Serono Research & Development Institute, Inc., Billerica, MA, USA, an affiliate of Merck KGaA.

BG has received consulting fees from Alexion, Novartis, EMD Serono Research & Development Institute, Inc., Billerica, MA, USA, an affiliate of Merck KGaA, Horizon Therapeutics/Amgen, Genentech/Roche, Signant, IQVIA, Sandoz, Sanofi/Genzyme, TG Therapeutics, Cycle Pharma, Arialys, Clene, Syneos and PRIME Education. He has received grant funding from NIH, Anokion, and Regeneron. He serves as an unpaid member of the board of the Siegel Rare Neuroimmune Association. He has equity in Clene and GenrAb. He receives royalties from UpToDate.

KBI has received research support from UCB and NeuroNEXT. He has served as an advisor to TG Therapeutics.

SM reports personal compensation for consulting services from Horizon Therapeutics, Bristol Myers Squibb, Novartis, and TG Therapeutics and research support from Genentech.

AC and **EP** are employees of EMD Serono, Inc., Rockland, MA, USA, an affiliate of Merck KGaA.

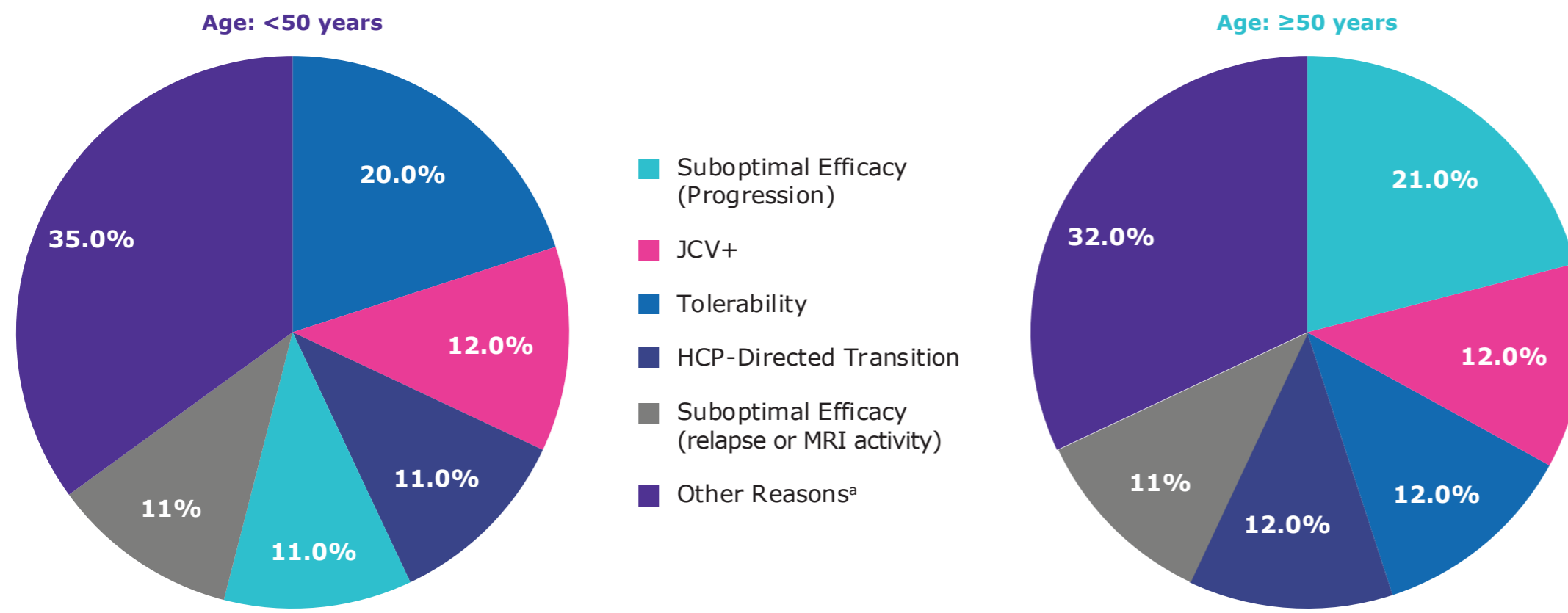
TL was affiliated with EMD Serono, Inc., Rockland, MA, USA, an affiliate of Merck KGaA at the time of study.

Acknowledgements

This work was sponsored by EMD Serono Research & Development Institute, Inc., Billerica, MA, USA, an affiliate of Merck KGaA (CrossRef Funder ID: 10.13039/100004755). Medical writing support was provided by Bhavesh Kshirsagar of Merck Specialties Pvt. Ltd., Bengaluru, India, an affiliate of Merck KGaA.

Supplementary Materials

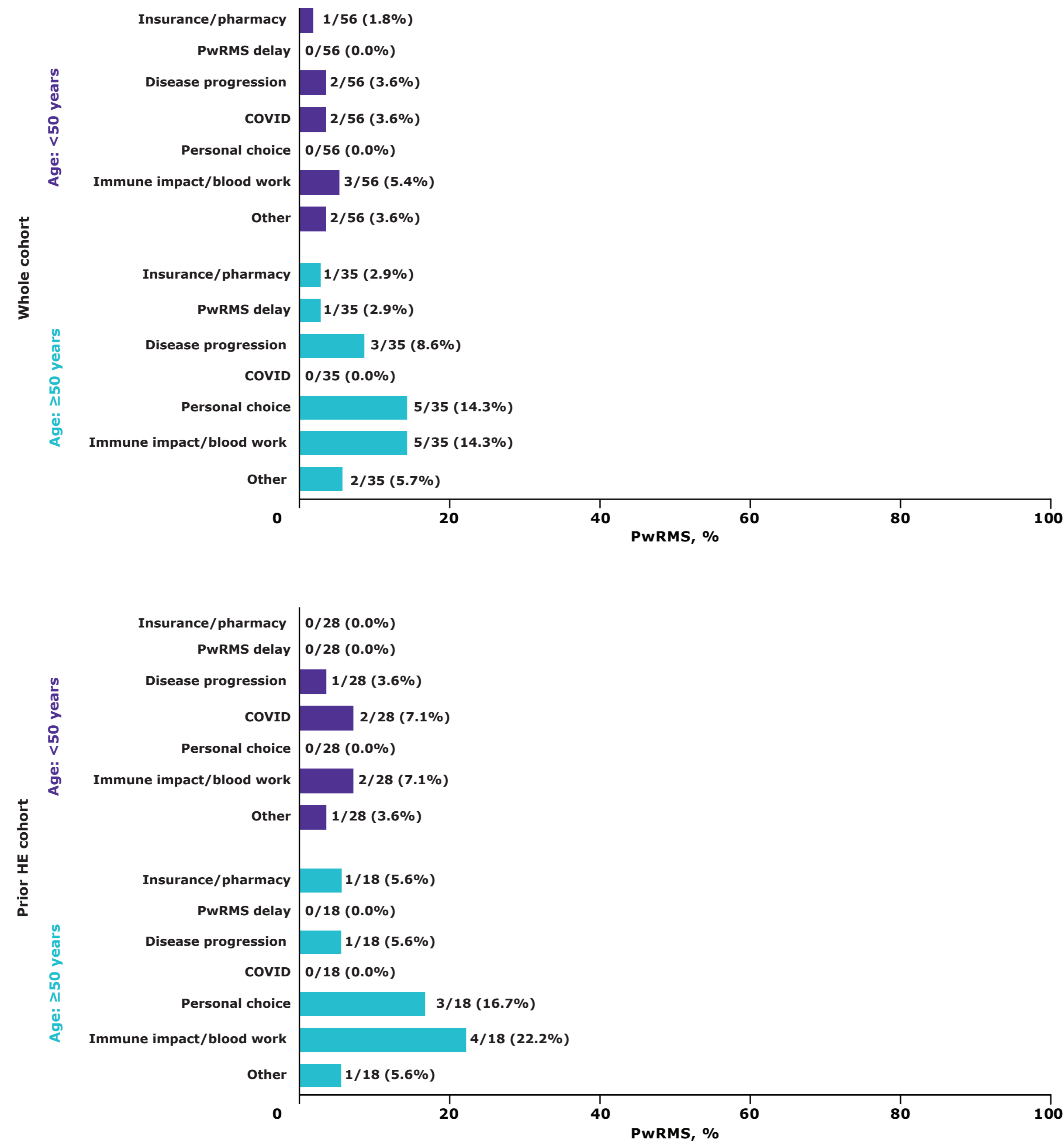
Supplementary Figure 1: Reasons for discontinuing most recent DMTs prior to initiating CladT



^aFor the <50 year age cohort, other reasons include safety concerns, immune impact, cost/access, route/frequency of administration, pregnancy, PwRMS who felt MS therapy was not helping them, adherence/persistence and other. For the ≥50 year age cohort, other reasons include cost/access, immune impact, safety concerns, route/frequency of administration, intolerance, and other.

CladT, cladribine tablets; DMT, disease-modifying therapy; JCV, John Cunningham virus; MRI, magnetic resonance imaging.

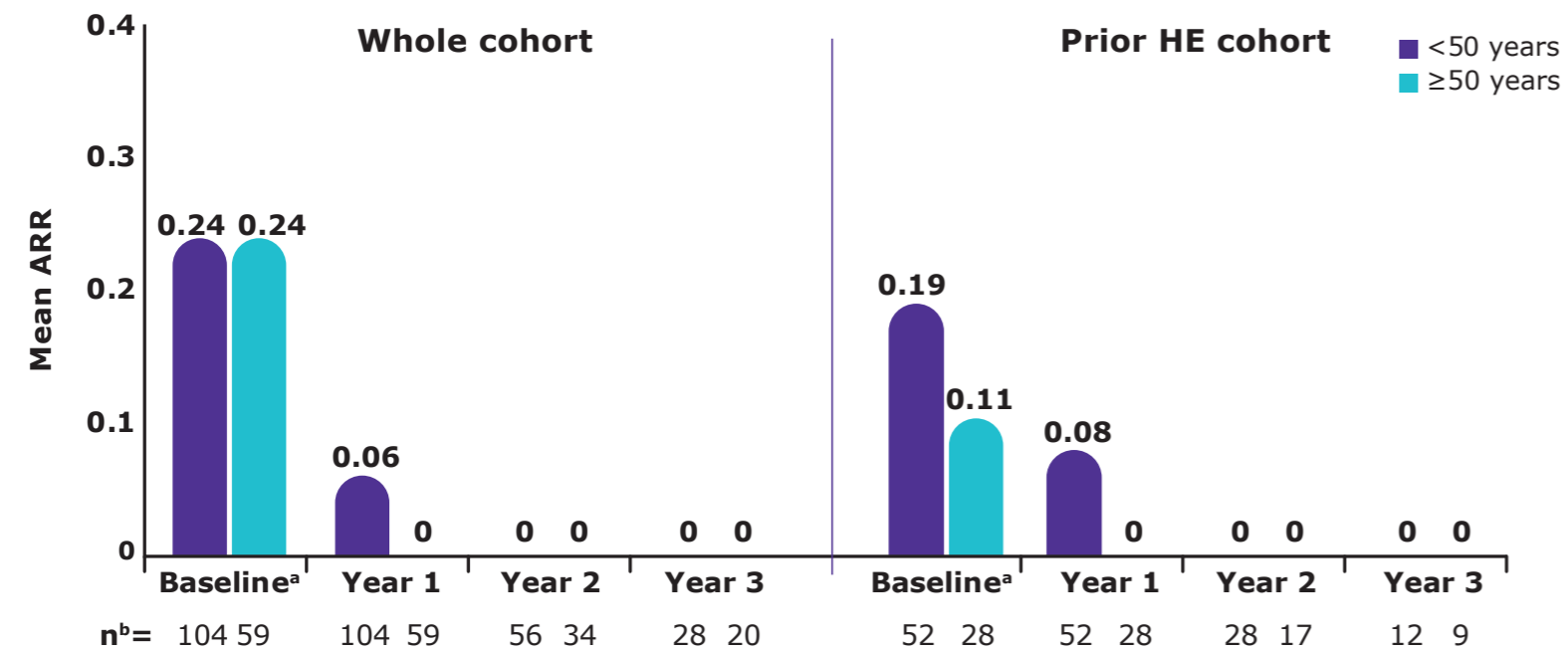
Supplementary Figure 2: Reasons for delay in initiating second CladT course (n=27/91 [29.7%])



CladT, cladribine tablets; COVID-19, coronavirus disease 2019; PwRMS, people with relapsing multiple sclerosis.

Supplementary Materials

Supplementary Figure 3: ARR through 3 years after initiating CladT

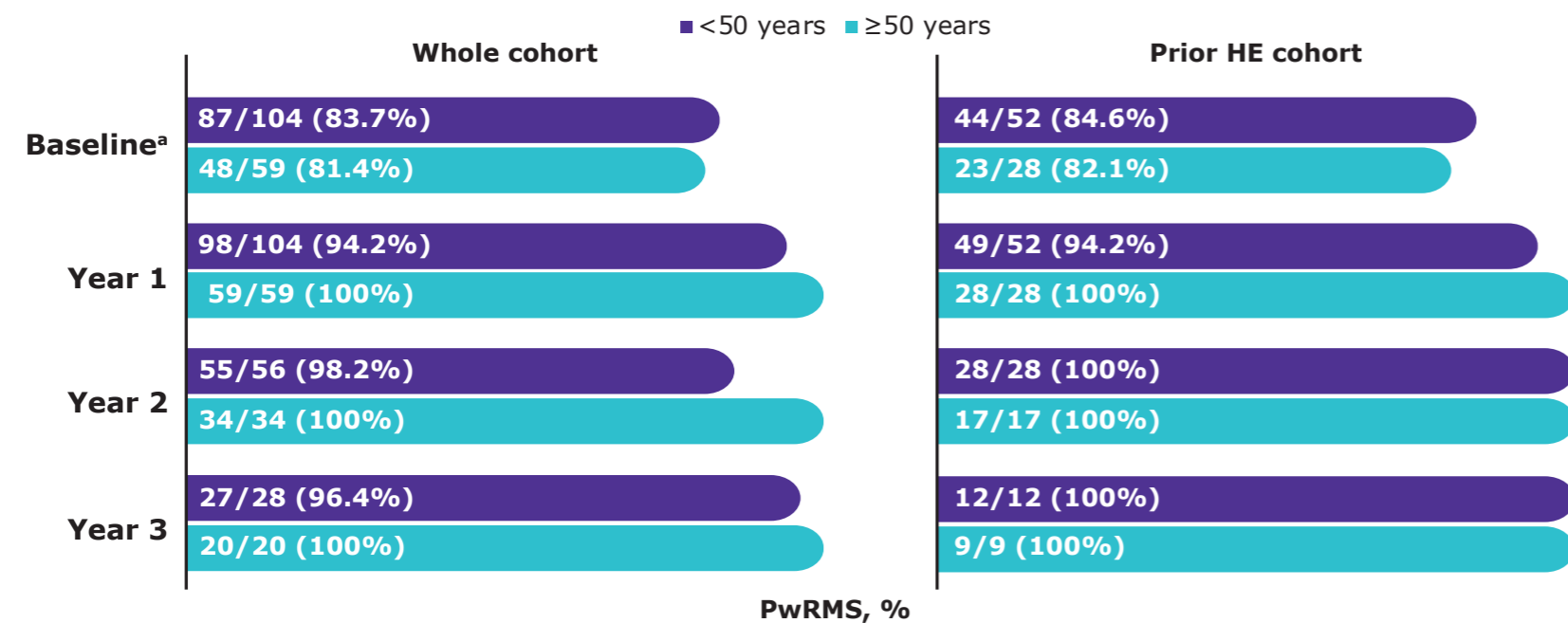


^aARR data excluding the patient who experienced 6 relapses during the baseline period.

^bNumber of PwRMS at the time of present analysis. Remaining PwRMS are yet to reach this timepoint.

ARR, annualised relapse rate; CladT, cladribine tablets; DMT, disease-modifying therapy; HE, high-efficacy; PwRMS, people with relapsing multiple sclerosis

Supplementary Figure 4: Percentage of PwRMS free from MRI activity through 3 years after initiating CladT



^aMRI activity data excluding the patient who experienced 6 relapses during the baseline period.

CladT, cladribine tablets; DMT, disease-modifying therapy; HE, high-efficacy; MS, multiple sclerosis; MRI, magnetic resonance imaging; PwRMS, people with relapsing multiple sclerosis.