

“This is a copy of a presentation from the 40th Congress of the European Committee for Treatment and Research of Multiple Sclerosis, which was in Denmark; the references to “Merck” or “Merck KGaA” within refer to (1) Merck KGaA, Darmstadt, Germany; (2) an affiliate of Merck KGaA, Darmstadt, Germany; or (3) one of the businesses of Merck KGaA, Darmstadt, Germany, which operate as EMD Serono in the healthcare, MilliporeSigma in the life science and EMD Electronics in the electronics business in the U.S. and Canada.

There are two different, unaffiliated companies that use the name “Merck”. Merck KGaA, Darmstadt, Germany, which is providing this content, uses the firm name “Merck KGaA, Darmstadt, Germany” and the business names EMD Serono in the healthcare, MilliporeSigma in the life science and EMD Electronics in the electronics business in the U.S. and Canada. The other company, Merck & Co., Inc. holds the rights in the trademark “Merck” in the U.S. and Canada. Merck & Co., Inc. is not affiliated with or related to Merck KGaA, Darmstadt, Germany, which owns the “Merck” trademark in all other countries of the world.”

Cladribine Tablets Use in People with Multiple Sclerosis up to 4 Years and Beyond Following Treatment Initiation: Results From Multi-Country Patient Support Programmes

Jiwon Oh, Mavis Ayer, Raed Alroughani, Samar Farouk Ahmed, Mounir Khoury, Sabrina de Souza, Michela Bossolasco, Kate Morgan, Mariana Deramo, Laura Negrotto, Tracey Quinn, Mariken Luca, Amir Boshra, Joseph Youssef, Murad Al-Naqshbandi, Meritxell Sabidó, Berenice Silva

This work was sponsored by Merck (CrossRef Funder ID: 10.13039/100009945). Authors in italics are employees of Merck or its affiliates. Please scan the QR code below for full affiliations.



SCAN FOR POSTER PDF

For personal use only and may not be reproduced without written permission of the authors

RESEARCH IN CONTEXT

- 1 Among people with MS with ≥ 4 years' follow-up from treatment initiation, only a small proportion (1.8–5.6%) received additional cladribine tablets treatment.
- 2 Nurse-pharmacy-led patient support programmes across the globe enable valuable data collection and may improve Year 2 treatment adherence to cladribine tablets in accordance with local product labels.

OBJECTIVES

To examine data from patient support programmes (PSPs) from specific world regions* on:

- Initiation and completion of the full 2-yearly short courses of cladribine tablets
- The proportion of people with multiple sclerosis (PwMS) who initiated additional cladribine tablets treatment

*See Figure 1 for the complete list of countries included.

INTRODUCTION



The nurse-pharmacy-led PSPs adveva® (worldwide), MS LifeLines® (United States), and Alcura Healthcare (The Netherlands), upon signed patient consent, collect clinical information on people with multiple sclerosis (PwMS) receiving cladribine tablets (3.5 mg/kg cumulative dose over 2 years, then a 2-year treatment-free period per product label). As of July 2024, and since EU approval, the cumulative exposure to cladribine tablets in the post-approval setting is >101,000 patients (data on file, Merck).



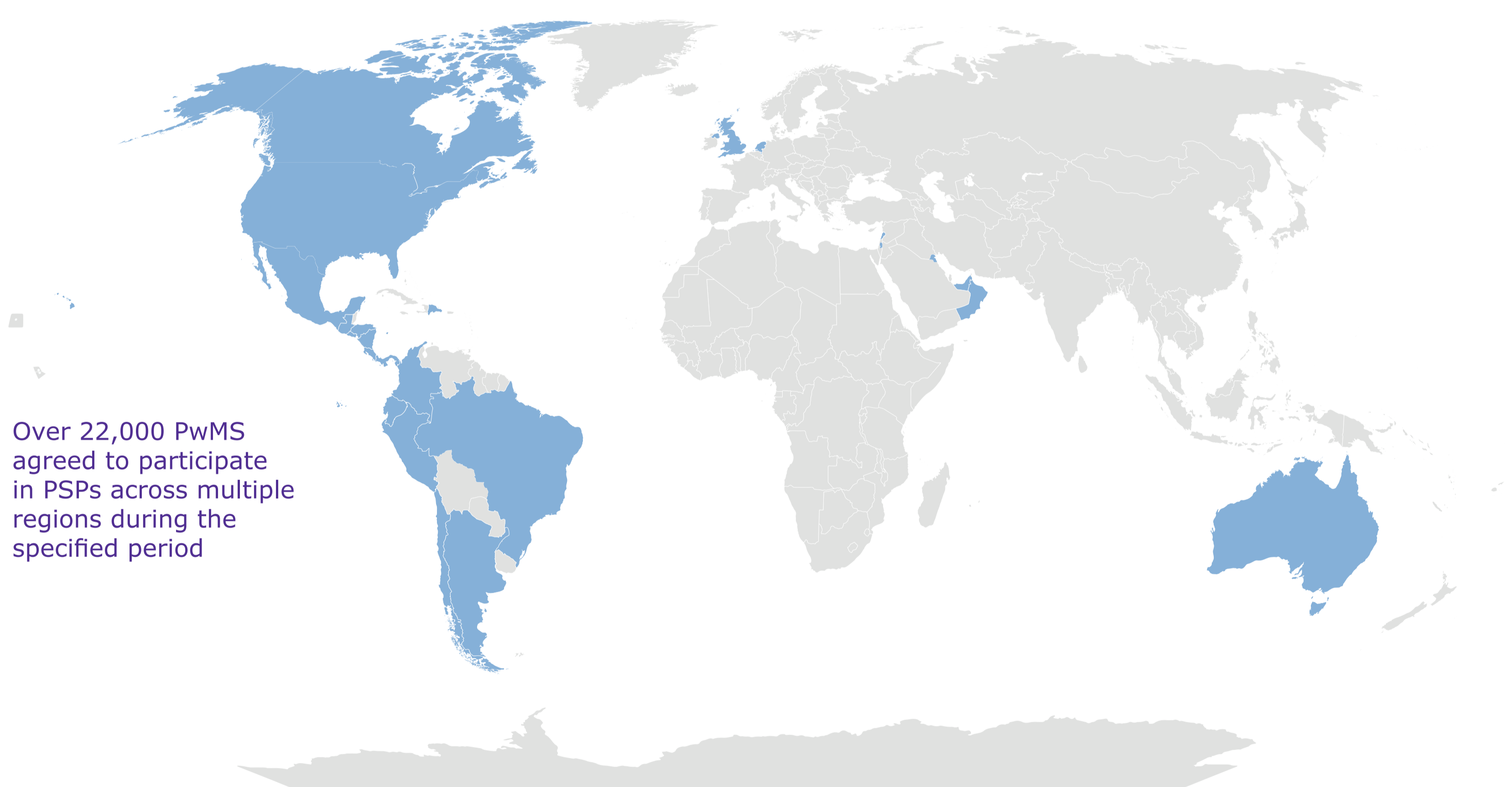
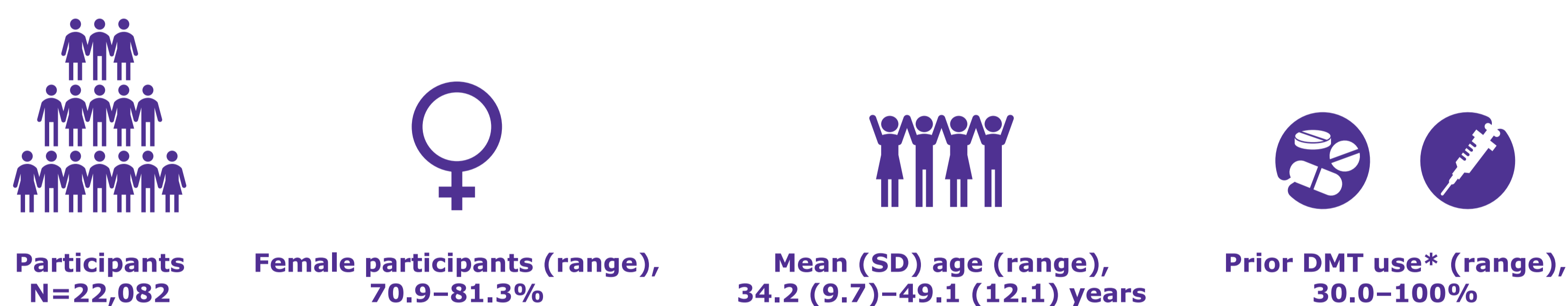
Data extracted from PSPs can provide information on the completion of treatment with cladribine tablets and if/when additional treatment is initiated.

METHODS

- Data extracted from the PSPs from **05 December 2017–01 December 2023**.
- PwMS were followed from treatment initiation (i.e., baseline: Day 1 of Course 1) until the cut-off date, loss to follow-up or treatment discontinuation, whichever came first.
- Prior use of disease-modifying therapy (DMT), initiation and completion of the full 2-year course of cladribine tablets, and time to initiation of Year 2 of treatment (among PwMS with ≥ 18 months' follow-up since treatment initiation) were reported.
- Individuals with ≥ 4 years' follow-up since treatment initiation who received additional cladribine tablets treatment at or after 4 years were also captured.

RESULTS

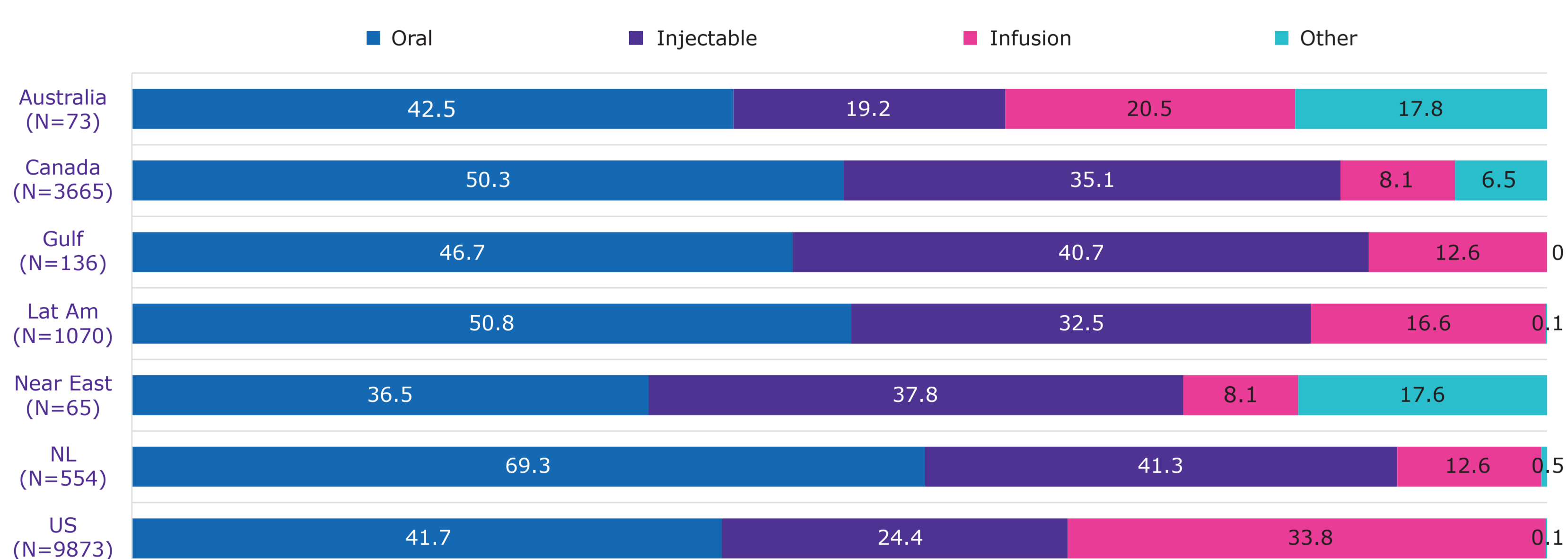
Figure 1. Regions Covered By PSPs and PwMS Demographics



Regions included: Australia, Canada, Gulf region (Bahrain, Kuwait, Oman, United Arab Emirates), Latin America countries (Argentina, Chile, Colombia, Brazil, Costa Rica, Dominican Republic, Ecuador, El Salvador, Guatemala, Honduras, Mexico, Nicaragua, Panama, and Peru), Near East countries (Lebanon and Palestine), the Netherlands, United Kingdom, and the United States.

*Data from Australia did not contribute to the analysis. DMT, disease-modifying therapy; PSP, patient support programme; SD, standard deviation

Figure 2. Most Recent DMT Use Prior to Cladribine Tablet Initiation



UK data not available

DMT, disease-modifying therapy; Lat Am, Latin America; NL, Netherlands, PwMS, people with multiple sclerosis; UK, United Kingdom; US, United States

- Most treatment-experienced PwMS had ≥ 1 prior DMT with the most common being oral DMTs.

CONCLUSIONS

- In PwMS with ≥ 18 months' follow-up, $\geq 82.8\%$ initiated Year 2 of cladribine tablets treatment with a mean time to initiation of 12.4–13.9 months.
- Data from global PSPs demonstrate that the majority of PwMS completed the full 2-yearly short courses of cladribine tablets.

Table 1. Clinical and Demographic Characteristics of PwMS

Country (N)	Australia (799)	Canada (3665)	Gulf (258)	Lat Am (1854)	Near East (75)	NL (681)	UK (2320)	US (12,418)
BASELINE DEMOGRAPHICS								
Female, n (%)	648 (81.3)	2781 (76.5)	190 (73.6)	1334 (72.0)	61 (70.9)	NA	1777 (76.7)	9113 (74.8)
Age in years at cladribine tablets initiation, mean (SD)	49.1 (12.1)	44.1 (10.6)	35.4 (8.8)	36.3 (10.4)	34.2 (9.7)	NA	NA	48.5 (12.1)
DMT TREATMENT PRIOR TO CLADRIBINE TABLETS, N (%)*								
Treatment-naïve	31 (3.9)	0 (0)	122 (47.3)	784 (42.3)	12 (14.0)	102 (15.0)	1548 (66.7)	6 (<0.1)
Treatment-experienced	73 (9.1)	3665 (100)	136 (52.7)	1070 (57.7)	65 (86.7)	554 (81.4)	696 (30.0)	9873 (79.5)
YEAR 2 TREATMENT								
Year 2 treatment initiation ^a , n (%)	511/561 (91.1)	2727/2968 (91.9)	160/160 (100)	1004/1085 (92.5)	76/76 (100)	414/481 (86.1)	1758/1915 (91.8)	7748/9355 (82.8)
Mean (SD) time to Year 2 initiation, months	12.4 (3.8)	13.4 (2.6)	12.5 (1.4)	12.7 (1.4)	13.1 (3.0)	12.9 (1.9)	13.9 (3.5)	13.2 (2.7)
Year 2 treatment completion ^b , n (%)	NA	2661/2727 (97.6)	158/160 (98.8)	977/1004 (97.3)	76/76 (100)	394/414 (95.2)	1719/1758 (97.8)	7251/7748 (93.6)
ADDITIONAL TREATMENT								
Additional treatment received after 24 months ^c , n (%)	NE ^d	167/2248 (7.4)	2/125 (1.6)	23/167 (13.8)	NA	18/328 (5.5)	74/1410 (5.2)	NA
Additional treatment received after 48 months in PwMS with at least 48 months' follow-up, n/N (%)	NA	72/1294 (5.6)	NA	5/116 (4.3)	NA	5/133 (3.8)	14/766 (1.8)	NA

*Missing data excluded from the table. Start of study period in each country — Australia: 05 Dec 2017; Canada: 29 Nov 2017; Gulf: 25 Mar 2018; Lat Am: 02 May 2018; UK: 07 Sep 2017; US: 29 Mar 2019; Near East: 28 Apr 2019; Netherlands: 01 Nov 2017. ^aAmong participants with ≥ 18 months of follow-up since Year 1 initiation. ^bParticipants were followed from treatment initiation until the cut-off date, loss to follow-up or treatment discontinuation; ^cAmong participants with ≥ 24 months of follow-up since Year 1 initiation or participants stopping treatment with cladribine tablets. ^dNot estimated because data on only one patient was available.

Lat Am, Latin America; NL, Netherlands; NA, not available; NE, not estimated; PSP, Patient Support Programme; PwMS, people with multiple sclerosis; SD, standard deviation; UK, United Kingdom; US, United States

- Overall, 22,070 PwMS (female [range]: 70.7%–81.3%; age [range]: 34–49.1 years) initiated cladribine tablets treatment during the specified period.
- In PwMS with ≥ 18 months' follow-up, $\geq 82.8\%$ initiated Year 2 of cladribine tablets treatment with a mean time (standard deviation) to initiation of 12.4 (± 3.8) to 13.9 (± 3.5) months after starting the initial cladribine tablets treatment.
- At least 93.6% of PwMS completed Year 2 of cladribine tablets treatment.
- Median (SD) time to additional treatment initiation was only available for Latin America and the Netherlands, 45.9 (12.5) and 42.6 (9.9), respectively.
- Additional treatment was administered beyond 48 months in a small proportion of patients.
 - Data from PSPs in Canada, Latin America, the Netherlands, and the United Kingdom showed that 2309 PwMS had more than 48 months follow-up available. Among them, the proportion receiving additional treatment after 48 months was 5.6% in Canada, 4.3% in Latin America, 3.8% in the Netherlands, and 1.8% in the United Kingdom.



SCAN FOR AFFILIATIONS, DISCLOSURES, AND SUPPLEMENTARY MATERIALS

Supplementary Materials

Author Affiliations

Jiwon Oh¹, Mavis Ayer², Raed Alroughani³, Samar Farouk Ahmed^{4,5}, Mounir Khoury⁶, Sabrina De Souza⁷, Michela Bossolasco⁸, Kate Morgan⁹, Mariana Deramo¹⁰, Laura Negrotto¹⁰, Tracey Quinn¹¹, Mariken Luca¹², Amir Boshra¹³, Joseph Youssef¹³, Murad Al-Naqshbandi¹³, Meritxell Sabidó⁷, Berenice Silva^{14,15}

¹Division of Neurology, Department of Medicine, St Michael's Hospital, University of Toronto, Toronto, Canada; ²Southampton General Hospital, Southampton, United Kingdom; ³Division of Neurology, Department of Medicine, Amiri Hospital, Sharq, Kuwait; ⁴Division of Neurology, Department of Medicine, Ibn Sina Hospital, Kuwait City, Kuwait; ⁵Department of Neuropsychiatry, Faculty of Medicine, Minia University, Minia, Egypt; ⁶Division of Neurology, Department of Internal Medicine, Saint George Hospital University Medical Center, University of Balamand, Beirut, Lebanon; ⁷Merck Healthcare KGaA, Darmstadt, Germany; ⁸EMD Serono, Inc., Mississauga, ON, Canada, an affiliate of Merck KGaA; ⁹Merck Serono Ltd., Feltham, UK, an affiliate of Merck KGaA; ¹⁰Merck S.A., Buenos Aires, Argentina, an affiliate of Merck KGaA; ¹¹Merck Healthcare Pty. Ltd., Macquarie Park, NSW, Australia, an affiliate of Merck KGaA; ¹²Merck B.V., Schiphol-Rijk, Netherlands, an affiliate of Merck KGaA; ¹³Merck Serono Middle East FZ-Ltd., Dubai, UAE, an affiliate of Merck KGaA; ¹⁴Department of Neurology, Italian Hospital of Buenos Aires, Buenos Aires, Argentina; ¹⁵Division of Neurology, University Center for Multiple Sclerosis (CUEM), Faculty of Medicine, Ramos Mejía Hospital, University of Buenos Aires, Buenos Aires, Argentina

Disclosures

JO has received research funding from the MS Society of Canada, National MS Society, Brain Canada, Biogen, EMD Serono Research & Development Institute, Inc., Billerica, MA, USA, an affiliate of Merck KGaA, and Roche; and personal compensation for consulting or speaking from Biogen, Celgene (Bristol Myers Squibb), EMD Serono Research & Development Institute, Inc., Billerica, MA, USA, an affiliate of Merck KGaA, Novartis, Roche and Sanofi.

MA serves on scientific advisory boards, has received funding for travel and/or speaker honoraria and chairing meetings, and receives educational support from Biogen, Celgene (Bristol Myers Squibb), Merck, Novartis, Roche and Sanofi.

RA has received honoraria as a speaker and scientific advisory board participant, and research grants from Bayer, Biogen, Biologix, Genpharm, GlaxoSmithKline, Lundbeck, Merck, Novartis, Roche and Sanofi.

SF has received honoraria as a speaker and scientific advisory board participant from Bayer, Biogen, Biologix, Lundbeck, Merck, Novartis, Roche and Sanofi.

MK has nothing to declare.

SdeS and **MS** are employees of Merck Healthcare KGaA, Darmstadt, Germany.

MB is an employee of EMD Serono Inc., Mississauga, ON, Canada, an affiliate of Merck KGaA.

KM is an employee of Merck Serono Ltd., Feltham, UK, an affiliate of Merck KGaA.

MDE and **LN** are employees of Merck S.A., Buenos Aires, Argentina, an affiliate of Merck KGaA.

TQ is an employee of Merck Healthcare Pty. Ltd., Macquarie Park, Australia, an affiliate of Merck KGaA.

ML is an employee of Merck B.V., Schiphol-Rijk, The Netherlands, an affiliate of Merck KGaA.

AB, JY, and **MAI-N** are employees of Merck Serono Middle East FZ-Ltd., Dubai, UAE, an affiliate of Merck KGaA.

BS has received personal compensation for consulting and speaking, as well as conference travel/accommodation expenses, and research work from Biogen, Bristol Myers Squibb, Genzyme, Merck, Novartis, Teva, Roche, LACTRIMS, International Society for Neurochemistry, International Brain and Research Organization, CONICET, ANPCyT, René Barón Foundation, Florencio Fiorini Foundation and Buenos Aires Ministry of Health.

Acknowledgements

This study was sponsored by Merck (CrossRef Funder ID: 10.13039/100009945).

Medical writing support was provided by Kathryn Ball of inScience Communications, Springer Healthcare Ltd, UK, and was funded by Merck.