

“This reprint might contain references to “Merck” or “Merck KGaA”, which refer to (1) Merck KGaA, Darmstadt, Germany; (2) an affiliate of Merck KGaA, Darmstadt, Germany; or (3) one of the businesses of Merck KGaA, Darmstadt, Germany, which operate as EMD Serono in the healthcare, MilliporeSigma in the life science and EMD Electronics in the electronics business in the U.S. and Canada.

There are two different, unaffiliated companies that use the name “Merck”. Merck KGaA, Darmstadt, Germany, which is providing this content, uses the firm name “Merck KGaA, Darmstadt, Germany” and the business names EMD Serono in the healthcare, MilliporeSigma in the life science and EMD Electronics in the electronics business in the U.S. and Canada. The other company, Merck & Co., Inc. holds the rights in the trademark “Merck” in the U.S. and Canada. Merck & Co., Inc. is not affiliated with or related to Merck KGaA, Darmstadt, Germany, which owns the “Merck” trademark in all other countries of the world.”



Clinical relapse rates in relapsing MS patients treated with the BTK inhibitor evobrutinib: results of an open-label extension to a Phase II study

**Xavier Montalban¹, Douglas L. Arnold^{2,3}, Martin S. Weber⁴, Ivan Staikov⁵,
Karolina Piasecka-Stryczynska⁶, Emily C. Martin⁷, Matthew Mandel⁷,
Victor Ona⁷, Fernando Dangond⁷, Jerry S. Wolinsky⁸**

¹Vall d'Hebron University Hospital, Barcelona, Spain, ²Montreal Neurological Institute, McGill University, Montreal, Canada, ³NeuroRx Research, Montreal, Canada, ⁴Neurology & Neuropathology, University of Göttingen, Göttingen, Germany, ⁵Department of Neurology, Acibadem City Clinic Tokuda Hospital, Sofia, Bulgaria, ⁶Department of Neurology and Cerebrovascular Diseases, Poznan University of Medical Sciences, Poland, ⁷EMD Serono, Global Clinical Development Center, Billerica, MA, USA (a business of Merck KGaA, Darmstadt, Germany), ⁸McGovern Medical School, The University of Texas Health Science Center at Houston (UTHealth), Houston, TX, USA

Disclosures

Xavier Montalban

- Has received speaking honoraria and travel expenses for participation in scientific meetings, has been a steering committee member of clinical trials or participated in advisory boards of clinical trials in the past years with Actelion, Alexion, Bayer, Biogen, Celgene, EMD Serono (a business of Merck KGaA, Darmstadt, Germany), Genzyme, Immunic, Medday, Merck, Mylan, Nervgen, Novartis, Roche, Sanofi-Genzyme, Teva Pharmaceutical, TG Therapeutics, Excemed, MSIF and NMSS

Douglas Arnold

- Reports consultant fees and/or grants from Acorda, Adelphi, Alkermes, Biogen, Celgene, Frequency Therapeutics, Genentech, Genzyme, F. Hoffmann-La Roche, Immune Tolerance Network, Immunotec, MedDay Pharmaceuticals, Merck Serono, Novartis, Pfizer, Receptos, Sanofi-Aventis, and an equity interest in NeuroRx Research

Martin Weber

- Has received travel funding and/or speaker honoraria from Biogen-Idec, Merck Serono, Novartis, F. Hoffmann-La Roche, TEVA, Bayer, and Genzyme

Ivan Staikov

- Has received travel funding, registration fees and/or speaker honoraria from Sanofi-Genzyme, Ewopharma-Biogen, Shire, Gedeon-Richter, TEVA, Boehringer Ingelheim, Pfizer, Bayer, F. Hoffmann-La Roche, Mylan, Polpharma, Penumbra, Adapt, and Merck Serono

Karolina Piasecka-Stryczynska

- Has received travel funding and/or speaker honoraria from Merck Serono, Sanofi-Aventis, Biogen Idec, TEVA, F. Hoffmann-La Roche, and has served on scientific advisory boards for Sanofi-Aventis and Biogen Idec

Jerry Wolinsky

- Has received personal compensation for consulting, serving on a scientific advisory board, speaking, or other activities with Alkermes, Brainstorm Cell Therapeutics, EMD Serono (a business of Merck KGaA, Darmstadt, Germany), GW Pharma, MedDay Pharmaceuticals, NervGen Pharma Corp., Novartis, Roche/Genentech and Sanofi Genzyme. Royalties have been received for out-licensed monoclonal antibodies through UHealth from Millipore Corporation

Emily Martin, Matthew Mandel, Victor Ona, and Fernando Dangond

- Employed by EMD Serono (a business of Merck KGaA, Darmstadt, Germany)

Background and objective

Background

- Evobrutinib is a highly selective BTKi with a dual mode of action targeting both B cells and myeloid cells, which are known to play a key role in the pathogenesis of autoimmune diseases such as MS^{1,2}
- Clinical efficacy of evobrutinib in relapsing MS was shown in a Phase II randomized controlled trial (NCT02975349) with a significant reduction of T1 Gd-enhancing lesions compared to placebo at Week 24 (the primary endpoint of the study) and continued efficacy through Week 48³

Objective

- To report the long-term efficacy of evobrutinib measured as the ARR, cumulative probability of and time to QR

QR defined as a change in neurological symptoms or expanded disability status scale score increase attributed to MS lasting ≥ 24 hours preceded by a stable or improving neurological status ≥ 30 days)

ARR, annualized relapse rate; **BTKi**, Bruton's tyrosine kinase inhibitor; **MS**, multiple sclerosis; **QR**, qualified relapse

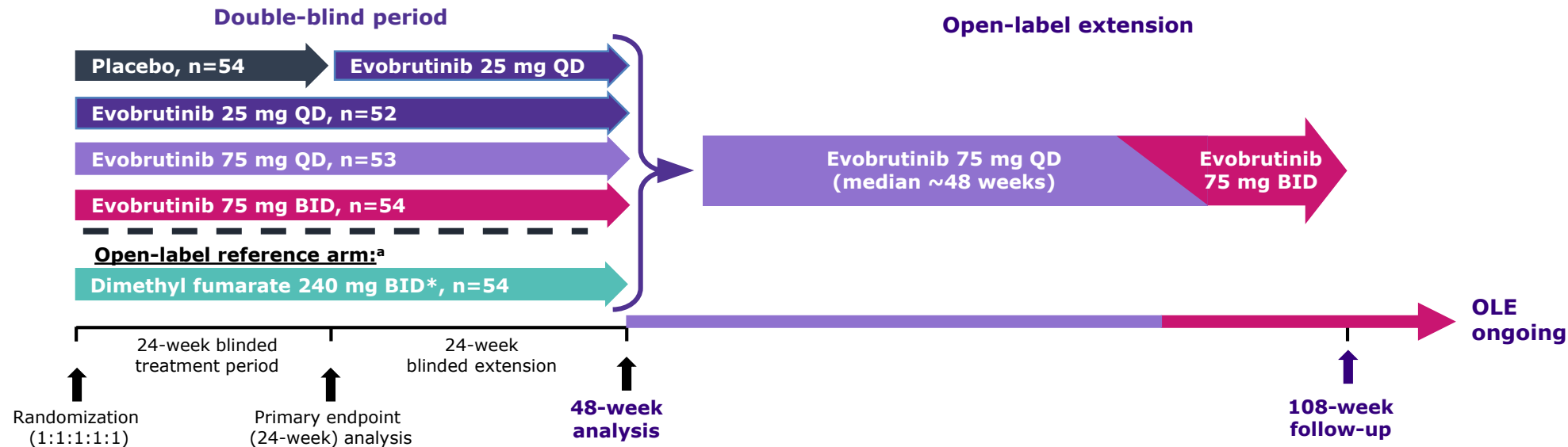
1. Hendriks RW. *Nat Chem Biol* 2011;7:4–5; 2. Alankus YB, et al. Poster presented atECTRIMS 2018 (P557); 3. Montalban X, et al. *N Engl J Med* 2019;380:2406-2417

Methods

Study design

- In the 48-week DBP, patients received evobrutinib 25 mg QD, 75 mg QD, 75 mg BID or placebo for the first 24 weeks; all arms continued with the original treatment assignment until 48 weeks, except placebo patients who were switched to evobrutinib 25 mg QD
- At Week 48, all patients could enter the OLE, where treatment was initially evobrutinib 75 mg QD (for a median of \approx 48 weeks) before switching to 75 mg BID
 - Here, efficacy of evobrutinib was assessed when all patients had completed at least 60 weeks of the ongoing OLE or discontinued

Figure 1. Study design



^aOnly patients treated with evobrutinib are included in the current analysis

*120 mg BID for the first 7 days, followed by 240 mg BID for the duration of treatment
BID, twice daily; **DBP**, double-blind period; **OLE**, open-label extension; **QD**, once daily

Evobrutinib BTK occupancy is highly correlated with efficacy

- BTK occupancy increased in a dose-dependent manner based on pre-dose (steady state trough) observations at Weeks 4, 12 and 24 (Table 1)
- The highest pre-dose BTK occupancy was observed with the 75 mg BID dose
- Lower trough occupancy observed at 25 and 75 mg QD doses resulted in no efficacy (25 mg) or lower efficacy (75 mg) than 75 mg BID
 - No efficacy for 25 mg QD despite 51% of trough samples >90% BTK occupancy

Table 1. BTK occupancy according to evobrutinib dose

BTK occupancy threshold	25 mg QD	75 mg QD	75 mg BID
	% of population*		
0.70	91	100	100
0.80	80	98	100
0.90	51	87	100
0.95	23	48	98



- **The largest and most sustained reduction in ARR was achieved when BTK occupancy was >95%, observed in nearly all patients receiving 75 mg BID (Table 1)**
- **95% BTK occupancy is necessary to reach maximum efficacy**

*Based on 124 (35/46/43) pre-dose observations from 11-17 fasted patients per dose level at Weeks 4, 12, 24
ARR, annualized relapse rate; BID, twice daily; BTK, Bruton's tyrosine kinase; QD, once daily

Patient disposition

Of 213 patients randomized to evobrutinib or placebo, 164 (77%) entered the OLE; of these 148 (90%) completed at least 108 weeks of treatment (Table 2)

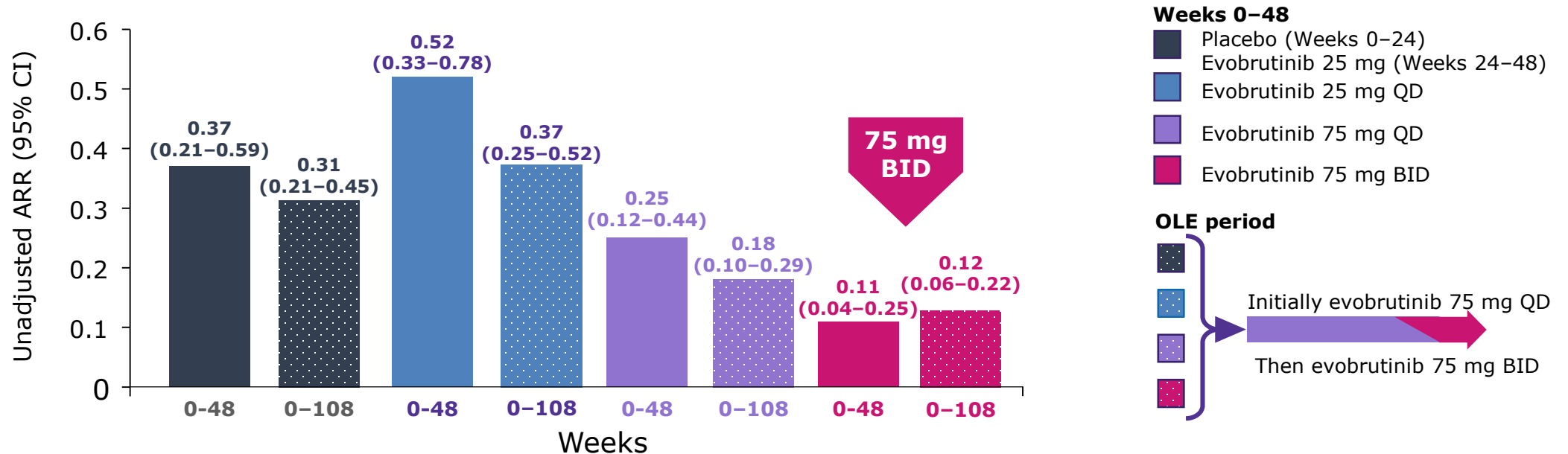
Table 2. Patients entering the OLE

Patients, n (%)	Placebo + evobrutinib 25 mg QD	Evobrutinib		
		25 mg QD	75 mg QD	75 mg BID
Entered OLE period	39 (72.2)	39 (75.0)	42 (79.2)	44 (81.5)
Switched to 75 mg BID during OLE	35 (64.8)	35 (67.3)	37 (69.8)	44 (81.5)
Discontinued treatment during OLE	5 (9.3)	9 (17.3)	5 (9.4)	3 (5.6)

ARR maintained with long-term treatment

- In patients receiving evobrutinib 75 mg BID in the DBP, the efficacy at Week 48 (ARR, 0.11) was maintained at 108 weeks (ARR, 0.12, Figure 2)
- Patients starting on evobrutinib 75 mg BID in the DBP had a lower ARR compared to those starting on 75 mg QD, 25 mg QD or placebo in the DBP (Figure 2)

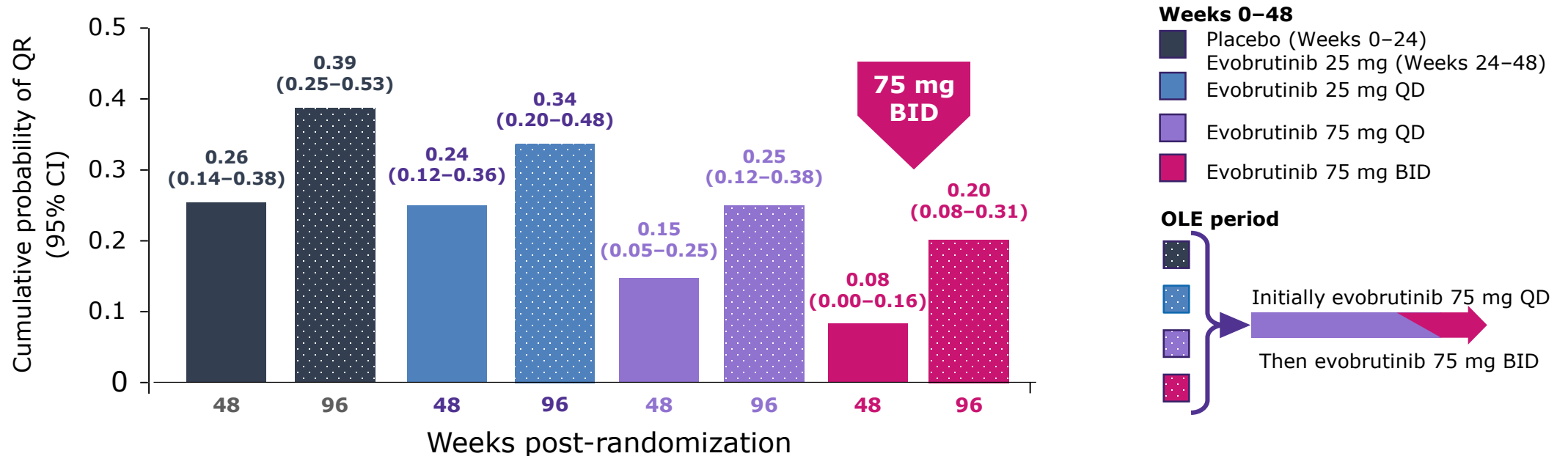
Figure 2. Annualized relapse rate



Lower probability of first QR with evobrutinib 75 mg BID

- Patients receiving evobrutinib 75 mg BID in the DBP had a lower cumulative probability of first QR after 48 weeks (QR, 0.08) and 96 weeks (QR, 0.20) compared to those receiving evobrutinib 75 mg QD, 25 mg QD or placebo in the DBP (Figure 3)

Figure 3. Cumulative probability of first QR*



*Kaplan-Meier estimate

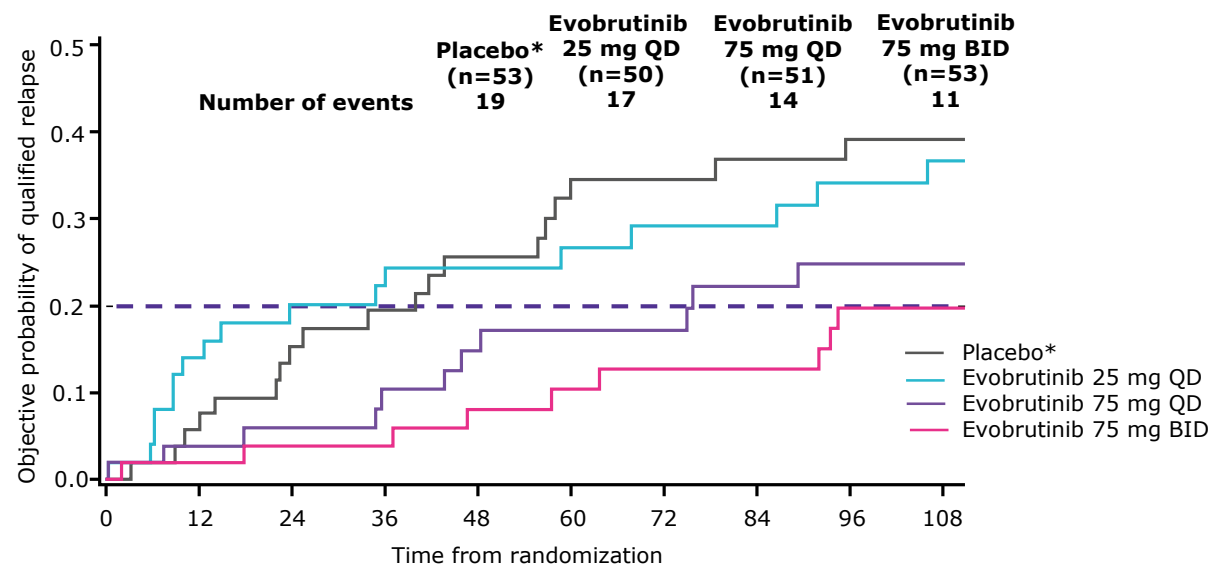
BID, twice daily; **CI**, confidence interval; **DBP**, double-blind period; **OLE**, open-label extension; **QD**, once daily; **QR**, qualified relapse

Estimated time from randomization to first QR

Estimated time from randomization by which 20% of patients had a QR (Figure 4, Table 3)

- Three times longer for those treated with evobrutinib 75 mg BID in the DBP than for those who received placebo
- Longer for those treated with evobrutinib 75 mg BID than with evobrutinib 25 mg QD or 75 mg QD

Figure 4. Estimated time from randomization to QR



At risk	0	12	24	36	48	60	72	84	96	108
Placebo*	53	50	43	39	35	30	29	28	26	26
Evobrutinib 25 mg QD	50	43	39	36	35	30	29	29	26	24
Evobrutinib 75 mg QD	51	49	46	41	38	35	34	30	29	29
Evobrutinib 75 mg BID	53	52	48	46	41	39	38	38	35	35

Table 3. Estimated time from randomization by which 20% of patients had a QR

Treatment	Time, weeks (95% CI)
Placebo/evobrutinib 25 mg QD	40.1 (14.1; 58.3)
Evobrutinib 25 mg QD	23.7 (8.7; 86.6)
Evobrutinib 75 mg QD	75.7 (34.9; 119.7)
Evobrutinib 75 mg BID	118.1 (46.7; NE)

*Subjects switched from placebo to evobrutinib 25 mg QD for the second 24-week treatment period
BID, twice daily; **CI**, confidence interval; **NE**, not estimable; **QD**, once daily; **QR**, qualified relapse

Conclusions

- **With evobrutinib 75 mg BID, the efficacy observed at Week 48 (ARR, 0.11) was maintained at 108 weeks (ARR, 0.12)**
- **Probability of and time to QR highlighted that, despite switching to evobrutinib 75 mg QD/BID in the OLE, patients treated with evobrutinib 25 mg QD, 75 mg QD or placebo in the DBP did not achieve the same level of efficacy as those initiated on 75 mg BID**
- **The maximum efficacy observed at the 75 mg BID dose correlated with optimal BTK occupancy of >95% in 98% of patients achieved with BID dosing**
- **These long-term efficacy data in patients with relapsing MS are the first to be reported for the class of agents that inhibit BTK**

Acknowledgments

- The authors thank the patients and their families, as well as the investigators and study teams, for their participation in this study
- EMD Serono, Billerica, MA, USA (a business of Merck KGaA, Darmstadt, Germany), was involved in the study design, the collection, analysis, and interpretation of the data, and the development of this presentation. Medical writing assistance was provided by Bioscript Science, Macclesfield, UK and supported by Merck KGaA, Darmstadt, Germany

**For more evobrutinib Phase II study information, please see other presentations at
MS Virtual 2020: 8th Joint ACTRIMS–ECTRIMS Meeting**

Safety of long-term evobrutinib in patients with MS – Poster P0235

Long-term effects of evobrutinib on immune cells and Ig levels – Poster P0070