

Safety and efficacy of evobrutinib, a Bruton's tyrosine kinase inhibitor, in relapsing multiple sclerosis over 2.5 years of the open-label extension to a Phase II trial

X. Montalban¹, J.S. Wolinsky², D.L. Arnold^{3,4}, M.S. Weber⁵, I. Staikov⁶, K. Piasecka-Stryczynska⁷, D. Tomic⁸,
E.C. Martin⁹, K.H. Holmberg⁹, H. Guehring¹⁰

¹Department of Neurology-Neuroimmunology, Centre d'Esclerosi Múltiple de Catalunya (Cemcat), Hospital Universitario Vall d'Hebron, Barcelona, Spain; ²McGovern Medical School, The University of Texas Health Science Center at Houston (UTHealth), Houston, TX, USA;

³Montreal Neurological Institute, McGill University, Montréal, Québec, Canada; ⁴NeuroRx Research, Montréal, Québec, Canada;

⁵Institute of Neuropathology and Department of Neurology, University Medical Center, University of Göttingen, Göttingen, Germany;

⁶Department of Neurology, Acibadem City Clinic Tokuda Hospital, Sofia, Bulgaria; ⁷Department of Neurology and Cerebrovascular Diseases, Poznań University of Medical Sciences, Poznań, Poland; ⁸Ares Trading SA, Eysins, Switzerland, an affiliate of Merck KGaA, Darmstadt, Germany; ⁹EMD Serono, Billerica, MA, USA; ¹⁰The healthcare business of Merck KGaA, Darmstadt, Germany

Consortium of Multiple Sclerosis Centers (CMSC) Annual Meeting; June 1–4, 2022; National Harbor, MD



Disclosures

This study was sponsored by EMD Serono Research and Development Institute, Inc.

- Dr. Anne Cross has received honoraria for consulting or serving on advisory boards for: Biogen, EMD Serono, Genentech (F. Hoffman-la Roche), Horizon, Janssen (J&J), Jazz Pharmaceuticals, Novartis, and TG Therapeutics; and conducts contracted research funded by Genentech and by EMD Serono



Introduction

Evobrutinib

- Highly selective, covalent Bruton's tyrosine kinase inhibitor^{1,2}
- Presence in CSF of MS patients demonstrates potential to have effects in the CNS³

Phase II RCT in RMS (NCT02975349) DBP results

- Significant reduction in T1 Gd+ lesions vs placebo at Week 24 (primary endpoint)⁴
- ARR at Weeks 24 and 48 was 0.08 and 0.11, respectively, in patients receiving evobrutinib 75 mg BID⁴
- Transient treatment-related elevated liver aminotransferases reported in the DBP were asymptomatic and reversible⁴

Previous results from ongoing OLE

- ARR at Week 108 (i.e., OLE Week 60) was 0.12 in patients receiving evobrutinib 75 mg BID in the DBP^{5,6}
- The safety of evobrutinib treatment was similar to that seen in the 48-week DBP⁷
- Elevated liver aminotransferases were not observed in the OLE after the switch to evobrutinib 75 mg BID⁷
- Changes in immune cells and Ig levels over 96 weeks (i.e., OLE Week 48) were consistent with those observed in the DBP and were not associated with an increased risk of infection⁷

ARR, annualized relapse rate; **BID**, twice daily; **CNS**, central nervous system; **CSF**, cerebrospinal fluid; **DBP**, double-blind period; **Gd+**, gadolinium-enhancing; **Ig**, immunoglobulin; **OLE**, open-label extension; **RCT**, randomized control trial; **RMS**, relapsing multiple sclerosis; **T1 lesion**, identified via T1-weighted MRI

1. Haselmayer P et al. *J Immunol* 2019;202(10):2888–906; 2. Caldwell RD et al. *J Med Chem* 2019;62(17):7643–55; 3. Piasecka-Stryczynska K et al. *Mult Scler Relat Disord* 2021;51:103001;

4. Montalban X et al. *N Engl J Med* 2019;380:2406–17; 5. Montalban X et al. *Mult Scler* 2020;26(S3):213 (P0197); 6. Montalban X et al. *Neurology* 2021;96(Suppl. 15) (Abstract 4124);

7. Montalban X et al. *Neurology* 2021;96(Suppl. 15) (Abstract 4131)



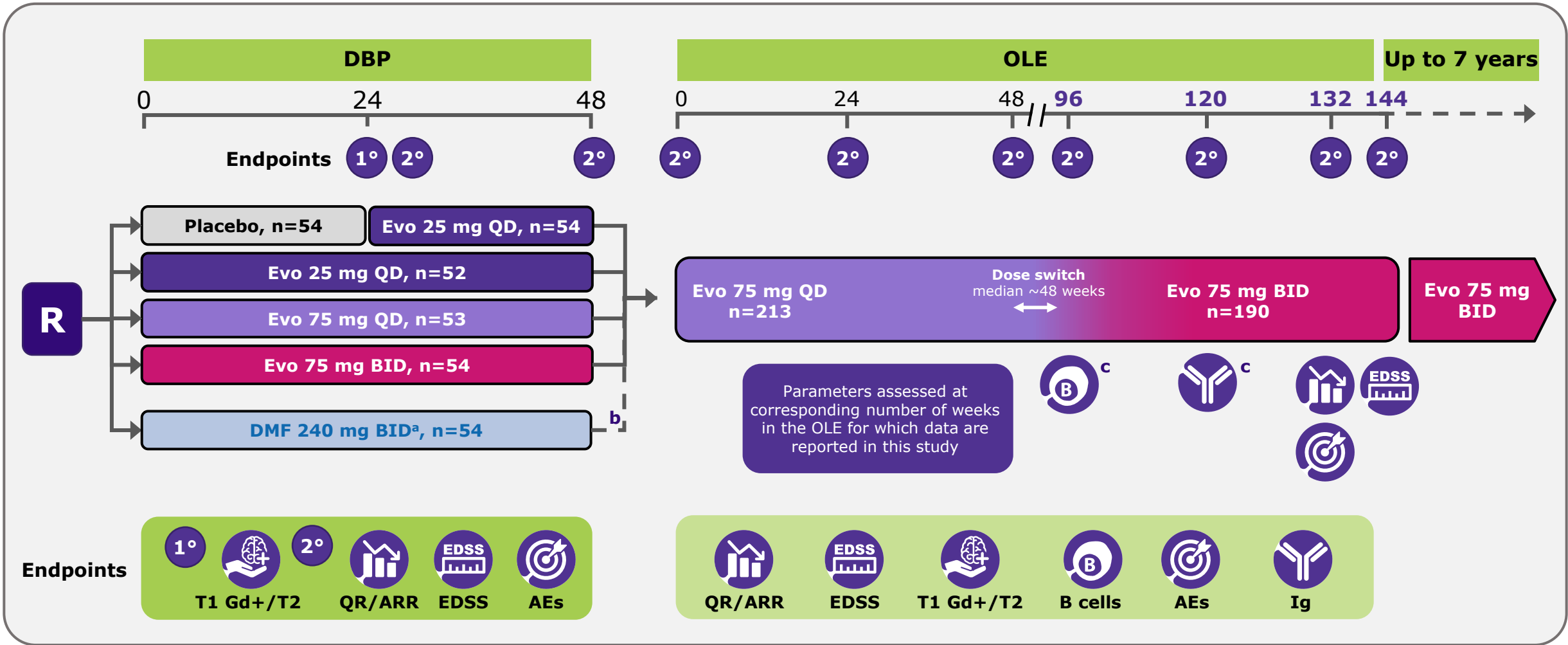
Objectives

To report safety and efficacy of evobrutinib in the treatment of relapsing MS over 2.5 years (i.e., ≥ 132 weeks) in an OLE, including:

- 1 Safety profile of evobrutinib when all OLE participants had been treated with evobrutinib for at least 132 weeks (or discontinued)
- 2 Effects of evobrutinib on CD19⁺ B cells and incidence of infections
- 3 Effects of evobrutinib on Ig levels
- 4 Efficacy of evobrutinib, measured as ARR and mean EDSS score



Study design



^a120 mg BID for the first seven days, followed by 240 mg BID for the duration of treatment; ^b4-week washout; ^cIg and B cells also sampled during double-blind period
AE, adverse event; **ARR**, annualized relapse rate; **BID**, twice daily; **DBP**, double-blind period; **DMF**, dimethyl fumarate; **EDSS**, Expanded Disability Status Scale; **Evo**, evobrutinib; **Gd+**, gadolinium-enhancing; **Ig**, immunoglobulin; **OLE**, open-label extension; **QD**, once daily; **QR**, qualifying relapses; **R**, randomization; **T1**, identified via T1-weighted MRI; **T2**, identified via T2-weighted MRI



Safety

TEAEs when all participants have reached at least OLE Week 132 or discontinued

Patients, n (%)	Dose received in the DBP ^a					Total (n=213)
	Placebo/ evobrutinib 25 mg QD (n=39)	Evobrutinib 25 mg QD (n=39)	Evobrutinib 75 mg QD (n=42)	Evobrutinib 75 mg BID (n=44)	DMF (n=49)	
Any TEAE	30 (76.9)	27 (69.2)	38 (90.5)	34 (77.3)	36 (73.5)	165 (77.5)
Any Grade 3 TEAE ^b	4 (10.3)	6 (15.4)	7 (16.7)	6 (13.6)	13 (26.5)	36 (16.9)
Any Grade 4 TEAE ^b	0 (0.0)	1 (2.6)	0 (0.0)	2 (4.5)	1 (2.0)	4 (1.8)
Any TEAE leading to death	0 (0.0)	1 (2.6)	0 (0.0)	1 (2.3)	1 (2.0)	3 (1.4)
Any treatment-related TEAE	9 (23.1)	6 (15.4)	11 (26.2)	14 (31.8)	19 (38.8)	59 (27.7)
Any serious TEAE	6 (15.4)	8 (20.5)	5 (11.9)	4 (9.1)	9 (18.4)	32 (15.0)
Any treatment-related serious TEAE	0 (0.0)	1 (2.6)	2 (4.8)	0 (0.0)	3 (6.1)	6 (2.8) ^c
TEAEs leading to treatment withdrawal	4 (10.3)	2 (5.1)	0 (0.0)	1 (2.3)	7 (14.3)	14 (6.6) ^d

- Overall TEAEs were mild/moderate in the OLE period
- No dose-dependent increase in TEAEs was observed in patients who switched to evobrutinib 75 mg BID
- There were nine Grade ≥3 infections; three were fatal, but none of these were considered treatment-related (COVID-19 pneumonia [n=2]; *E. coli* sepsis [n=1])

^aAll patients were switched to evobrutinib 75 mg QD at end of Week 48 DBP for an average of ~48 weeks in OLE and then switched to 75 mg BID; ^bAccording to National Cancer Institute Common Terminology Criteria for Adverse Events (NCI-CTCAE), Version 4.03; ^cThe six treatment-related serious TEAEs were: lipase increased (n=1, evo 25 mg QD); osteonecrosis (n=2, evo 75 mg QD); hepatitis (n=1, DMF); pyelonephritis acute (n=1, DMF); and hepatitis toxic (n=1, DMF); ^dSeven withdrawals were due to elevated liver enzymes: amylase increased (n=1, placebo/evo 25 mg QD); lipase increased (n=3, placebo/evo 25 mg QD; n=1, evo 25 mg QD; n=1, DMF); liver function test increased (n=1, DMF)

BID, twice daily; **DBP**, double-blind period; **DMF**, dimethyl fumarate; **evo**, evobrutinib; **OLE**, open-label extension; **QD**, once daily; **TEAE**, treatment-emergent adverse event



Safety

Top 5 most common TEAEs during the OLE
(occurring in $\geq 5\%$ of patients across previous DBP treatment groups)

Patients, n (%)	Dose received in the DBP ^a					Total (n=213)
	Placebo/ evobrutinib 25 mg QD (n=39)	Evobrutinib 25 mg QD (n=39)	Evobrutinib 75 mg QD (n=42)	Evobrutinib 75 mg BID (n=44)	DMF (n=49)	
Nasopharyngitis	4 (10.3)	6 (15.4)	6 (14.3)	6 (13.6)	2 (4.1)	24 (11.3)
Lipase increased	3 (7.7)	4 (10.3)	5 (11.9)	7 (15.9)	5 (10.2)	24 (11.3)
Headache	2 (5.1)	2 (5.1)	5 (11.9)	5 (11.4)	3 (6.1)	17 (8.0)
Upper respiratory tract infection	3 (7.7)	2 (5.1)	4 (9.5)	2 (4.5)	1 (2.0)	12 (5.6)
Urinary tract infection	5 (12.8)	4 (10.3)	1 (2.4)	2 (4.5)	1 (2.0)	13 (6.1)

^aAll patients were switched to evobrutinib 75 mg QD at end of Week 48 DBP for an average of ~48 weeks in OLE and then switched to 75 mg BID BID, twice daily; DBP, double-blind period; DMF, dimethyl fumarate; OLE, open-label extension; QD, once daily; TEAE, treatment-emergent adverse event



Safety

CD19⁺ B cell counts for all patients in OLE and relationship to infections and infestations

	Range	OLE W0 ^a		OLE W96	
		N (%) (n=213)	Mean ± SD cells/μL	N (%) (n=165)	Mean ± SD cells/μL
B cells (CD19 ⁺)	Low (<107 cells/μL)	27 (13)	84.7 ± 19.1	85 (52)	66.7 ± 22.5
	Normal (107–698 cells/μL)	184 (86)	232.0 ± 113.6	80 (48)	181.2 ± 81.8
	High (>698 cells/μL)	2 (1)	750.0 ± 24.0	0 (0)	N/A

- Observed B cell levels did not appear to be associated with Grade ≥2 infection and infestation incidence:
 - EAIR of infection **before** first low B cell count occurrence: 14.25 (95% CI 10.35–19.12); 309 PY
 - EAIR of infection **after** first low B cell count occurrence: 10.01 (95% CI 5.72–16.25); 160 PY

OLE W0 median range (based on original treatment group): CD19⁺ B cells 175–230 cells/μL; OLE W96 median range: CD19⁺ B cells 89–128 cells/μL

EAIR indicates events per 100 patient-years for a given B cell condition. EAIR is calculated as number of patients experiencing the TEAE of interest during OLE, divided by the sum of the individual time of patients according to exposure to normal B cells (i.e., prior to first assessment of low B cells or after first assessment of low B cells)

^aOLE W0 visit corresponds to the assessment carried out at the W48 DBP visit

CI, confidence interval; **DBP**, double-blind period; **EAIR**, exposure-adjusted incidence rate; **N/A**, not applicable; **OLE**, open-label extension; **PY**, patient-years; **SD**, standard deviation;

TEAE, treatment-emergent adverse event; **W**, Week



Safety

Change in Ig levels from OLE Week 0 to Week 120

Immunoglobulin	Range	OLE W0 ^a		OLE W120	
		N (%) (n=213)	Mean ± SD g/L	N (%) (n=160)	Mean ± SD g/L
IgG	Low (<7 g/L)	19 (9)	6.3 ± 0.6	14 (9)	6.3 ± 0.6
	Normal (7–16 g/L)	194 (91)	10.0 ± 1.9	146 (91)	10.3 ± 2.0
	High (>16 g/L)	0 (0)	N/A	0 (0)	N/A
IgA	Low (<0.7 g/L)	0 (0)	N/A	0 (0)	N/A
	Normal (0.7–4.0 g/L)	208 (98)	2.1 ± 0.7	141 (88)	2.4 ± 0.8
	High (>4.0 g/L)	5 (2)	4.8 ± 0.4	19 (12)	4.7 ± 0.7
IgM	Low (<0.4 g/L)	7 (3)	0.3 ± 0.04	25 (16)	0.3 ± 0.06
	Normal (0.4–2.3 g/L)	196 (92)	1.1 ± 0.5	132 (83)	1.0 ± 0.4
	High (>2.3 g/L)	10 (5)	2.8 ± 0.4	3 (2)	3.7 ± 1.5

At OLE W120, most patients had IgG (91.0%), IgA (88.0%), and IgM (83.0%) within normal ranges

OLE W0 median range (based on original treatment group): IgG 8.93–9.87 g/L, IgA 1.91–2.28 g/L, IgM 0.88–1.17 g/L

OLE W120 median range: IgG 9.09–10.22 g/L, IgA 2.14–3.04 g/L, IgM 0.73–0.88 g/L

^aOLE W0 visit corresponds to the assessment carried out at W48 DBP visit

DBP, double-blind period; **Ig**, immunoglobulin; **N/A**, not applicable; **OLE**, open-label extension; **SD**, standard deviation; **W**, Week



Efficacy

OLE ARR pre- and post-OLE dose switch from 75 mg QD to 75 mg BID

OLE period	Statistics	Dose received in the DBP ^a					Total (n=213)
		Placebo/ evobrutinib 25 mg QD (n=39)	Evobrutinib 25 mg QD (n=39)	Evobrutinib 75 mg QD (n=42)	Evobrutinib 75 mg BID (n=44)	DMF (n=49)	
OLE W0 to switch from evobrutinib 75 mg QD to 75 mg BID dose ^b	ARR	0.30	0.22	0.13	0.16	0.15	0.19
	95% CI	0.15-0.53	0.09-0.43	0.04-0.31	0.07-0.34	0.05-0.32	0.13-0.26
From time of switch to evobrutinib 75 mg BID until OLE W132 ^b	ARR	0.10	0.13	0.07	0.11	0.10	0.10
	95% CI	0.03-0.22	0.05-0.27	0.02-0.18	0.04-0.23	0.04-0.22	0.07-0.14
OLE W0 to OLE W132	ARR	0.18	0.17	0.09	0.13	0.12	0.14
	95% CI	0.10-0.29	0.09-0.28	0.04-0.18	0.07-0.22	0.06-0.21	0.11-0.17

- ARR was numerically lower following switch from evobrutinib 75 mg QD to BID dosing in OLE
- In patients receiving evobrutinib 75 mg BID in the DBP, ARR was 0.13 at OLE Week 132 and 0.12 (95% CI 0.07-0.20) for the whole OLE period^c

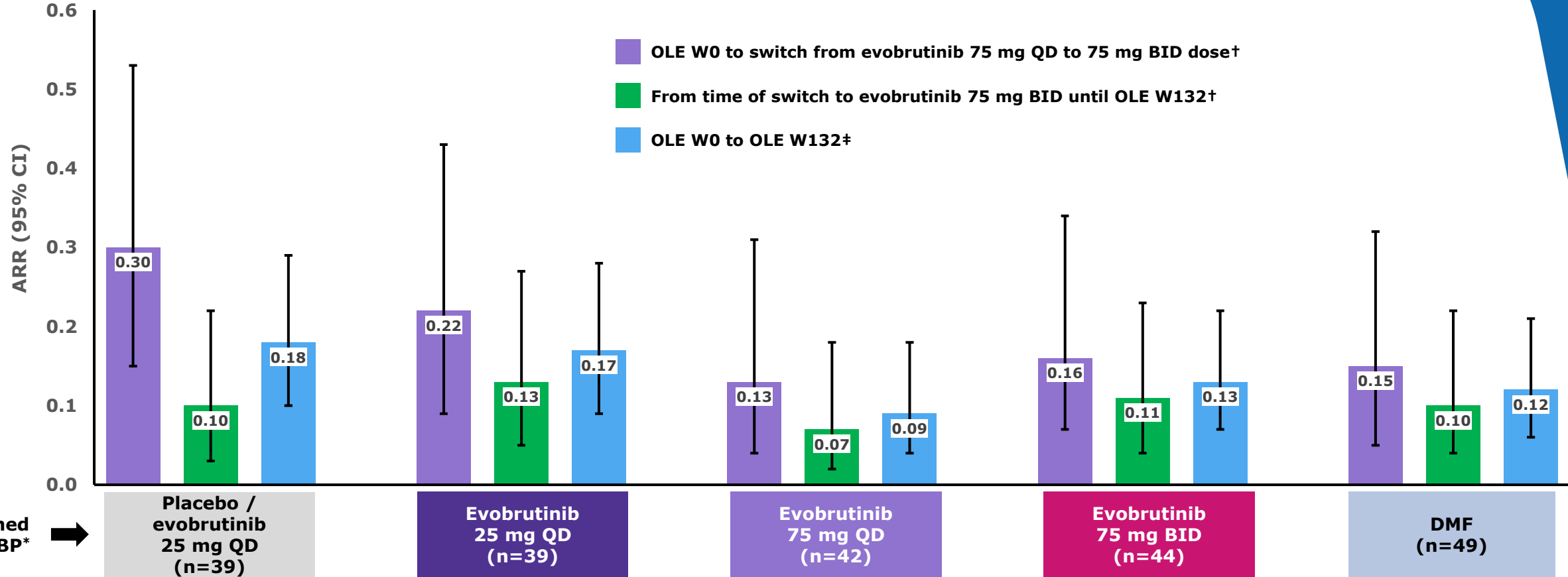
^aAll patients were switched to evobrutinib 75 mg QD at end of week 48 DBP for an average of ~48 weeks in OLE and then switched to 75 mg BID; ^bOLE dose switch (from evobrutinib 75 mg QD to evobrutinib 75 mg BID) occurred at a median of 48 weeks; ^cCut-off May 25, 2021

ARR, annualized relapse rate; BID, twice daily; CI, confidence interval; DBP, double-blind period; DMF, dimethyl fumarate; OLE, open-label extension; QD, once daily; W, Week



Efficacy

OLE ARR pre- and post-OLE dose switch from 75 mg QD to 75 mg BID



- ARR was numerically lower following switch from evobrutinib 75 mg QD to BID dosing in OLE
- In patients receiving evobrutinib 75 mg BID in the DBP, ARR at OLE Week 132 was 0.13, and for the whole OLE period[‡] was 0.12 [95% CI 0.07–0.20]

*All patients were switched to evobrutinib 75 mg QD at end of week 48 DBP for an average of ~48 weeks in OLE and then switched to 75 mg BID

[†]OLE dose switch (from evobrutinib 75 mg QD to evobrutinib 75 mg BID) occurred at a median of 48 weeks; [‡]Cut-off 25 May 2021

ARR, annualized relapse rate; **BID**, twice daily; **CI**, confidence interval; **DBP**, double-blind period; **DMF**, dimethyl fumarate; **OLE**, open-label extension; **QD**, once daily; **W**, week

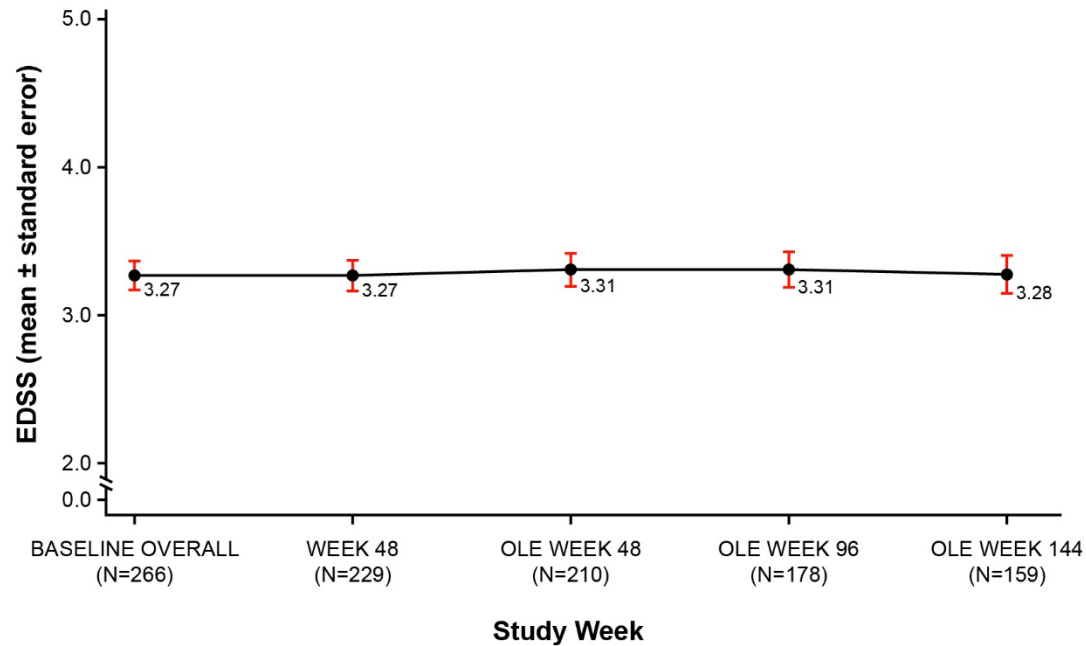


Efficacy

Mean EDSS score up to OLE Week 144

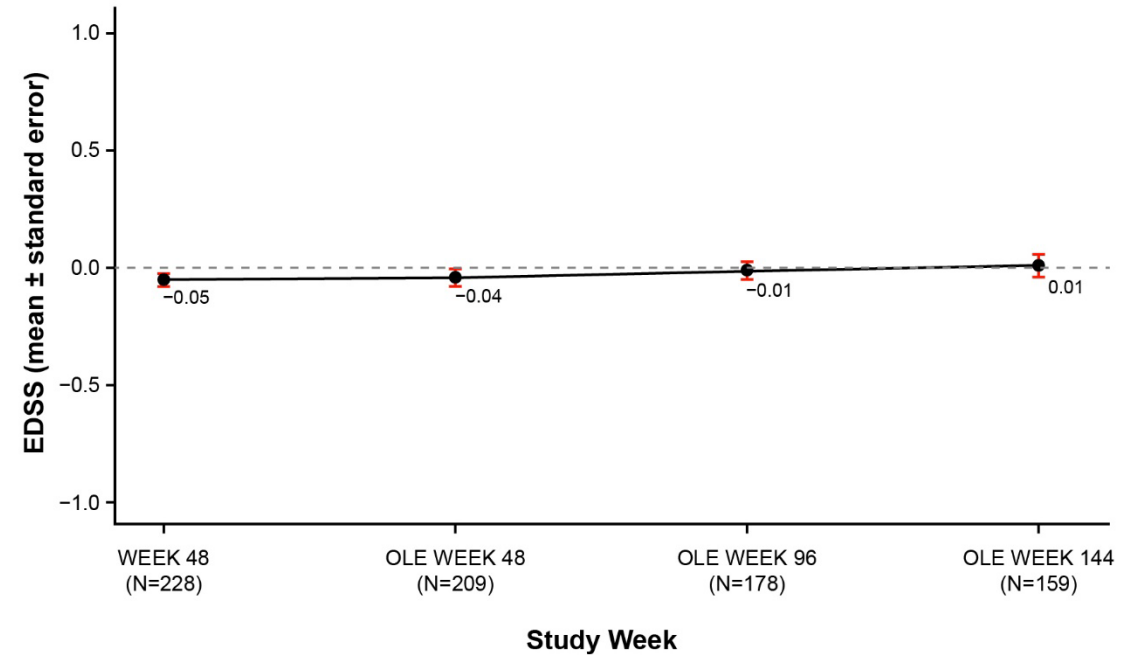
EDSS scores over time

Pooled treatment groups



EDSS scores change from baseline (core study)

Pooled treatment groups



Stable EDSS score and change from baseline were maintained in the OLE period

At the time of a data cut-off (May 25, 2021), all participants had been treated with evobrutinib for at least 132 weeks in an OLE and some participants had not reached OLE Week 144
EDSS, Expanded Disability Status Scale; **OLE**, open-label extension



Conclusions



Safety

- The evobrutinib safety profile observed in the DBP was maintained over 2.5 years in the OLE, with no new safety signals identified
- Liver aminotransferase elevations were not observed in the OLE after prolonged treatment with evobrutinib
- The frequency of severe (Grade ≥ 3) infections was low up to Week 132 of the OLE



Immune cells and Ig levels



- Most patients had Ig levels within normal ranges through Week 120
- In patients who experienced a period of low CD19⁺ B cells, infection incidence did not appear increased



Efficacy

- In patients who received evobrutinib 75 mg BID in the DBP, ARR remained low (0.13 up to Week 132 and 0.12 over the whole OLE period^a)
- EDSS values were stable up to Week 144

^aCut-off May 25, 2021

ARR, annualized relapse rate; **BID**, twice daily; **DBP**, double-blind period; **EDSS**, Expanded Disability Status Scale; **Ig**, immunoglobulin; **OLE**, open-label extension

Acknowledgments

- The authors thank the patients and their families, as well as the investigators and study teams, for their participation in this study
- This study was sponsored by EMD Serono Research and Development Institute, Inc.
- Medical writing assistance was provided by Bioscript Stirling Ltd, Macclesfield, UK
- These data were originally presented at the American Academy of Neurology (AAN) Annual Meeting; April 2–7, 2022; Seattle, WA