



# Tepotinib + gefitinib in patients with *EGFR*-mutant NSCLC with *MET* amplification: Final analysis of INSIGHT

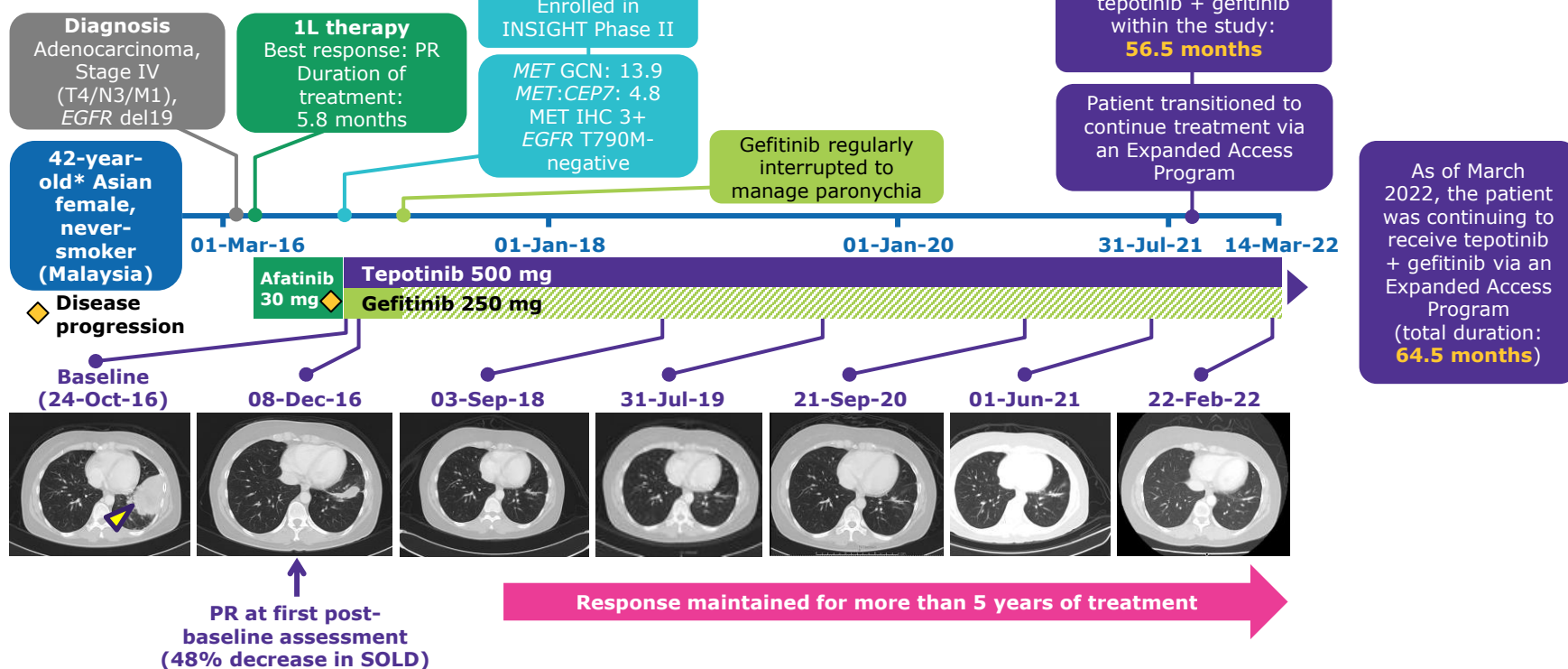
Chong Kin Liam<sup>1</sup>, Azura Rozila Ahmad<sup>2</sup>, Te-Chun Hsia<sup>3</sup>, Jianying Zhou<sup>4</sup>, Dong-Wan Kim<sup>5</sup>, Ross Andrew Soo<sup>6</sup>, Ying Cheng<sup>7</sup>, Shun Lu<sup>8</sup>, Sang Won Shin<sup>9</sup>, James Chih-Hsin Yang<sup>10</sup>, Yiping Zhang<sup>11</sup>, Jun Zhao<sup>12</sup>, Rolf Bruns<sup>13</sup>, Andreas Johne<sup>14</sup>, Yi-Long Wu<sup>15</sup>

<sup>1</sup>Department of Medicine, Faculty of Medicine, University of Malaya, Kuala Lumpur, Malaysia; <sup>2</sup>Beacon Hospital, Selangor, Malaysia; <sup>3</sup>China Medical University Hospital, Taichung City, Taiwan; <sup>4</sup>The First Affiliated Hospital, Zhejiang University, Hangzhou, China; <sup>5</sup>Seoul National University Hospital, Seoul, South Korea; <sup>6</sup>National University Cancer Institute, Singapore; <sup>7</sup>Jilin Province Cancer Hospital, Changchun, China; <sup>8</sup>Shanghai Chest Hospital, Shanghai, China; <sup>9</sup>Korea University Anam Hospital, Seoul, South Korea; <sup>10</sup>National Taiwan University Hospital, Taipei, Taiwan; <sup>11</sup>Zhejiang Cancer Hospital, Hangzhou, China; <sup>12</sup>Beijing Cancer Hospital, Beijing, China; <sup>13</sup>Department of Biostatistics, the healthcare business of Merck KGaA, Darmstadt, Germany; <sup>14</sup>Global Clinical Development, the healthcare business of Merck KGaA, Darmstadt, Germany; <sup>15</sup>Guangdong Lung Cancer Institute, Guangdong Provincial People's Hospital and Guangdong Academy of Medical Sciences, Guangzhou, China

## SUPPLEMENTARY RESULTS

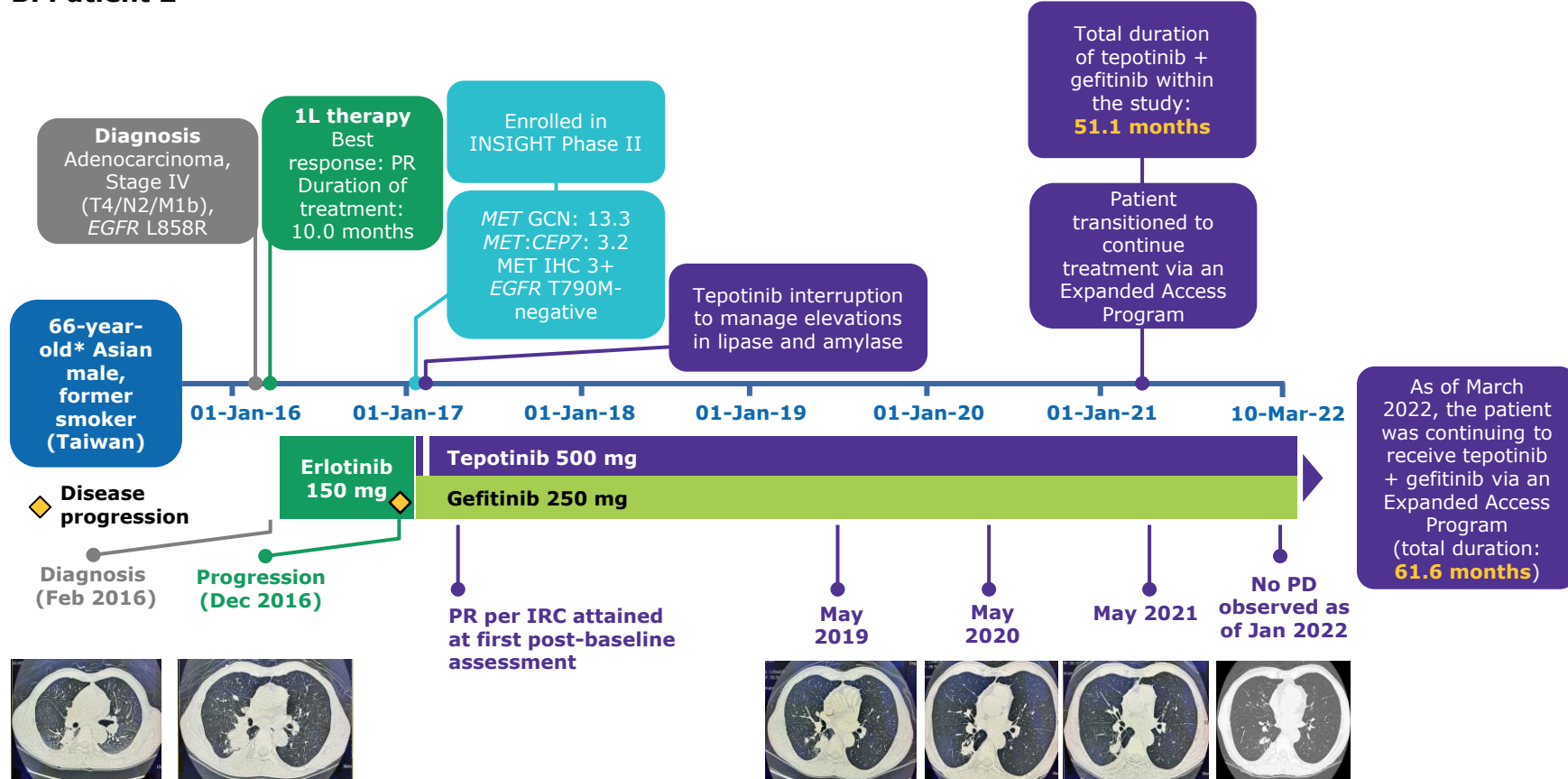
**Figure S1. Case studies of the three patients with *MET* amplification and duration of tepotinib + gefitinib >4 years**

### A. Patient 1



Courtesy of Azura Rozila Ahmad (Malaysia). \*Age at enrollment into INSIGHT.

### B. Patient 2



Courtesy of Te-Chun Hsia (Taiwan). \*Age at enrollment into INSIGHT.

**Abbreviations:** 1L, first-line; *EGFR*, epidermal growth factor receptor; GCN, gene copy number; IHC, immunohistochemistry; IRC, independent review committee; *MET*, mesenchymal-epithelial transition factor; PD, progressive disease; PR, partial response; SOLD, sum of longest diameter.

# Tepotinib + gefitinib in patients with *EGFR*-mutant NSCLC with *MET* amplification: Final analysis of INSIGHT

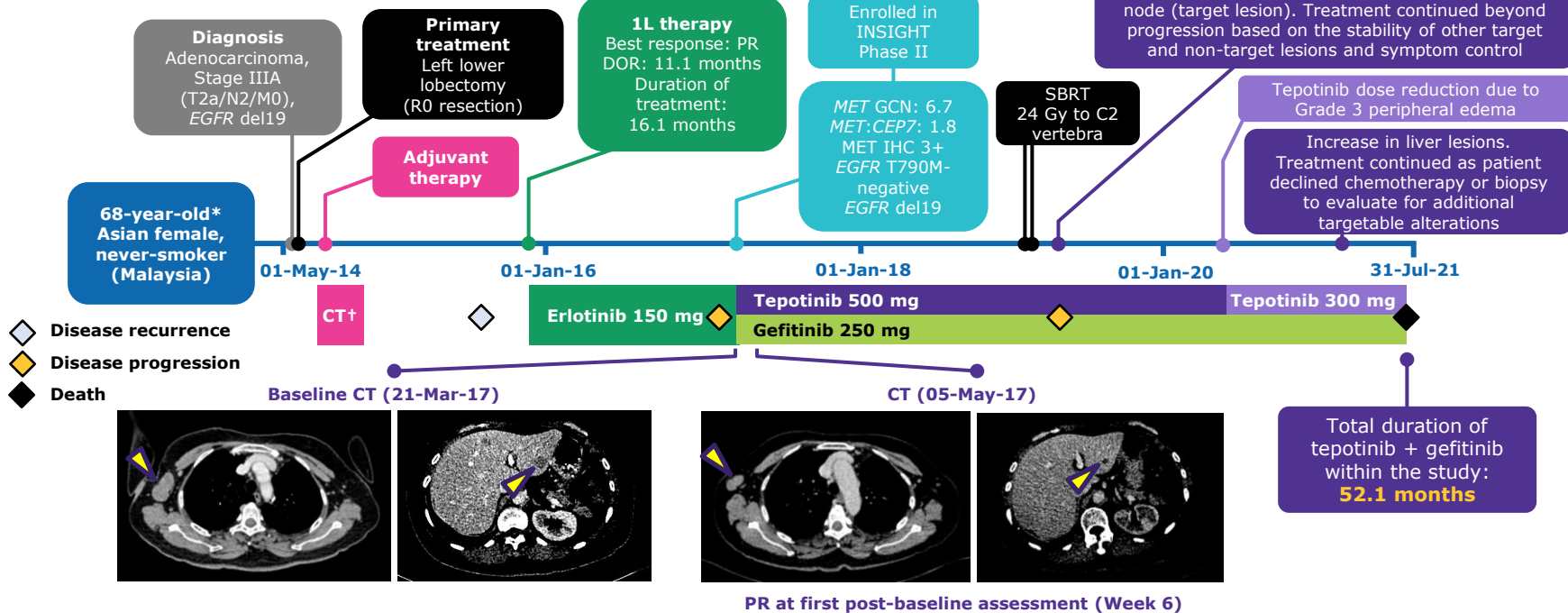
Chong Kin Liam<sup>1</sup>, Azura Rozila Ahmad<sup>2</sup>, Te-Chun Hsia<sup>3</sup>, Jianying Zhou<sup>4</sup>, Dong-Wan Kim<sup>5</sup>, Ross Andrew Soo<sup>6</sup>, Ying Cheng<sup>7</sup>, Shun Lu<sup>8</sup>, Sang Won Shin<sup>9</sup>, James Chih-Hsin Yang<sup>10</sup>, Yiping Zhang<sup>11</sup>, Jun Zhao<sup>12</sup>, Rolf Bruns<sup>13</sup>, Andreas Johne<sup>14</sup>, Yi-Long Wu<sup>15</sup>

<sup>1</sup>Department of Medicine, Faculty of Medicine, University of Malaya, Kuala Lumpur, Malaysia; <sup>2</sup>Beacon Hospital, Selangor, Malaysia; <sup>3</sup>China Medical University Hospital, Taichung City, Taiwan; <sup>4</sup>The First Affiliated Hospital, Zhejiang University, Hangzhou, China; <sup>5</sup>Seoul National University Hospital, Seoul, South Korea; <sup>6</sup>National University Cancer Institute, Singapore; <sup>7</sup>Jilin Province Cancer Hospital, Changchun, China; <sup>8</sup>Shanghai Chest Hospital, Shanghai, China; <sup>9</sup>Korea University Anam Hospital, Seoul, South Korea; <sup>10</sup>National Taiwan University Hospital, Taipei, Taiwan; <sup>11</sup>Zhejiang Cancer Hospital, Hangzhou, China; <sup>12</sup>Beijing Cancer Hospital, Beijing, China; <sup>13</sup>Department of Biostatistics, the healthcare business of Merck KGaA, Darmstadt, Germany; <sup>14</sup>Global Clinical Development, the healthcare business of Merck KGaA, Darmstadt, Germany; <sup>15</sup>Guangdong Lung Cancer Institute, Guangdong Provincial People's Hospital and Guangdong Academy of Medical Sciences, Guangzhou, China

## SUPPLEMENTARY RESULTS

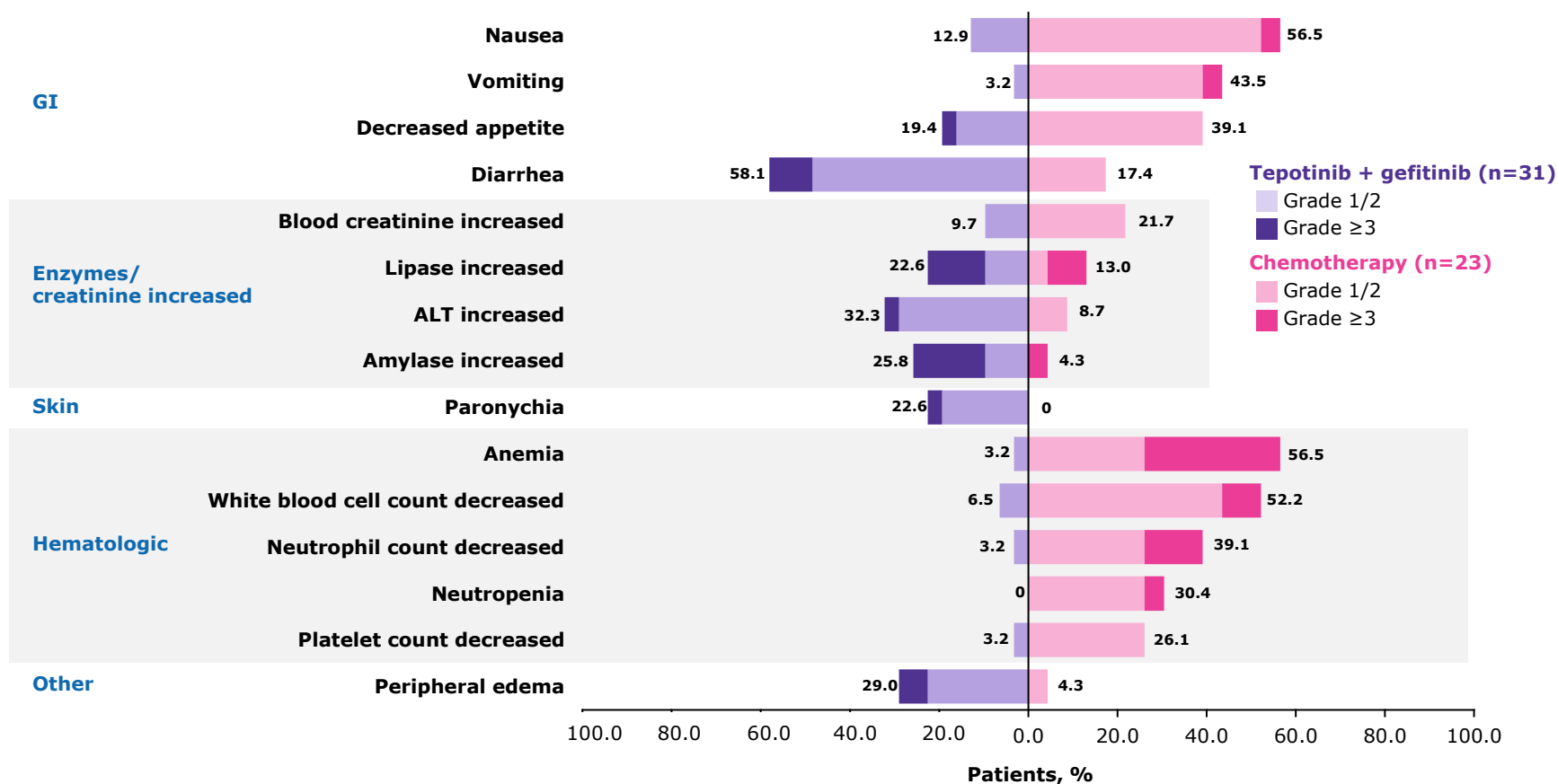
Figure S1. Case studies of the three patients with *MET* amplification and duration of tepotinib + gefitinib >4 years (continued)

### C. Patient 3



Courtesy of Chong Kin Liam (Malaysia). \*Age at enrollment into INSIGHT; †Carboplatin + gemcitabine.

Figure S2. Any TRAEs in ≥20% of patients in the overall population (i.e. *MET* amplification and/or *MET* IHC 2+/3+) in either arm\*



**Abbreviations:** 1L, first-line; ALT, alanine aminotransferase; CT, computed tomography; DOR, duration of response; *EGFR*, epidermal growth factor receptor; GCN, gene copy number; GI, gastrointestinal; IHC, immunohistochemistry; *MET*, mesenchymal-epithelial transition factor; PR, partial response; SBRT, stereotactic body radiotherapy; TRAE, treatment-related adverse event.

Abstract No. CT538 | Presented at the American Association for Cancer Research (AACR) Annual Meeting | New Orleans, Louisiana; 8–13 April 2022